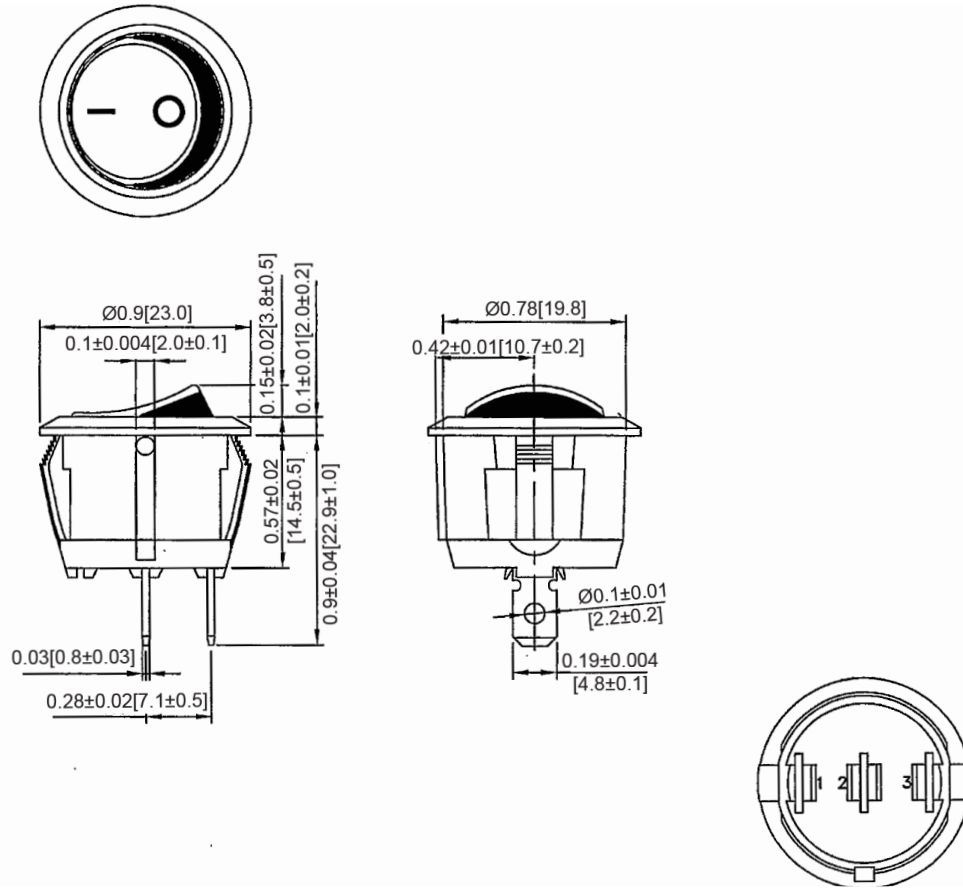
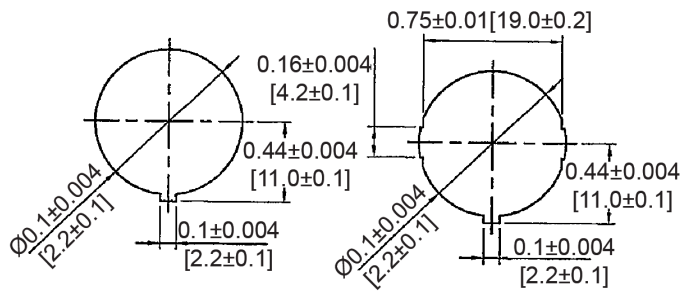


Mechanical Dimensions: Inches [mm]

Tolerances ± 0.012 [0.3] Unless Otherwise Specified



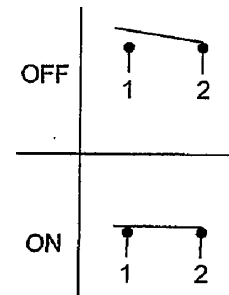
Mounting Hole



Thickness: $0.1 \sim 0.12$ [2.0 \sim 3.0] | $0.03 \sim 0.12$ [0.7 \sim 3.0]

Circuit Diagram

2P SPST ON-OFF



Electrical Specifications

Rating	10A 125V AC
Contact Resistance	50m ohm Max
Dielectric Strength	AC 1500V 1Min
Insulation Resistance	DC 500V 100M ohm Min
Operation Temperature	-25°C~85°C

Material Specifications

Frame	Black, Nylon 66 (94-V2)
Actuator	Black/Red, Nylon 66 (94-V2)
Terminals	Silver Plated, Copper Alloy

Rev	Date of issue	Revision Notes	Designed	Approved
B	07-22-2021	Initial Drawing	RC	OF