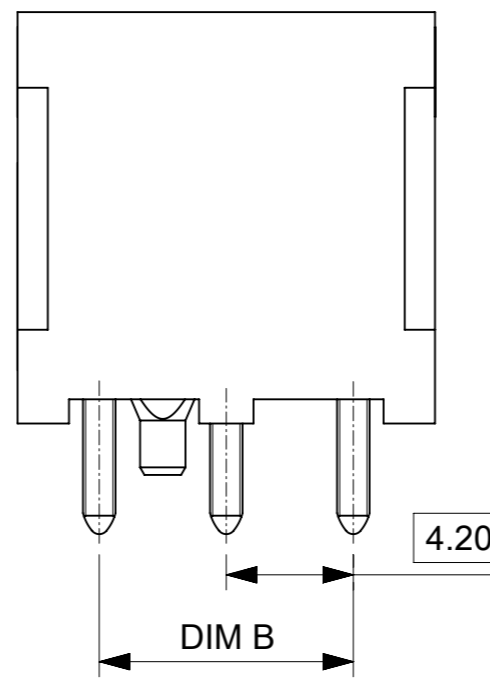
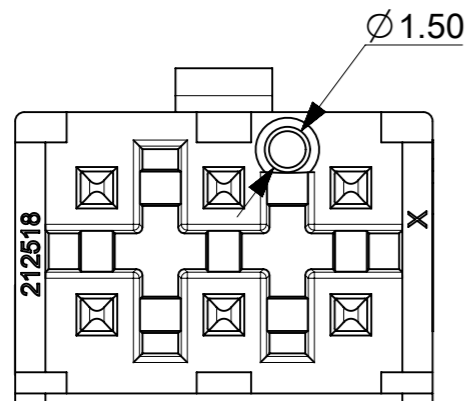
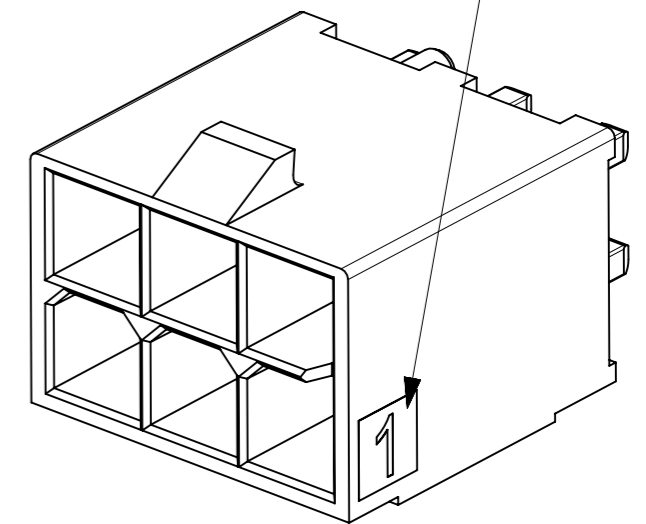


MOLEX LOGO

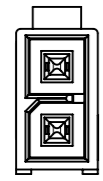
CKT NO.



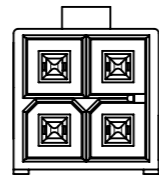
- NOTES:
- MATERIALS:
HOUSING - LCP UL94V-0, COLOR: SEE CHART
TERMINAL - COPPER ALLOY
 - TERMINAL PLATING: TIN OVER NICKEL OVERALL.
 - PRODUCT SPECIFICATION: 2125150000-PS.
 - PACKAGING SPECIFICATION: TRAY PACK PER: 212520001-PK
 - PART MATES WITH MINI-FIT MAX RECEPTACLE SERIES 212514.
 - DISCOLORIZATION IN THE BANDOLIER CARRIER AREA OF THE PIN IS INHERENT TO THE PLATING PROCESS AND IS DUE TO THE MASKING EFFECT OF THE CARRIER. THIS DISCOLORIZATION IS A NON-FUNCTIONAL AREA OF THE PIN AND WILL NOT AFFECT THE PERFORMANCE OF THE HEADER ASSEMBLY.
 - CONNECTORS ARE NOT TO BE MATED OR UNMATED WHILE CIRCUITS ARE LIVE.
 - PARTS ARE NOT DESIGNED FOR CURRENT SHARING.
 - THIS PART CONFORMS TO CLASS "B" REQUIREMENTS OF COSMETIC SPECIFICATION PS-45499-002.
 - TEXT ON PART IS FOR REFERENCE ONLY. TEXT AND TEXT LOCATION MAY VARY DEPENDING ON PART NUMBER AND/OR TOOL.

FUNCTIONAL SYMBOLS	THIS DRAWING CONTAINS INFORMATION THAT IS PROPRIETARY TO MOLEX ELECTRONIC TECHNOLOGIES, LLC AND SHOULD NOT BE USED WITHOUT WRITTEN PERMISSION		CURRENT REV DESC:		molex
	GENERAL TOLERANCES (UNLESS SPECIFIED)	SCALE	EC NO: 679543		
$\nabla_A = 0$	mm	4:1	DRWN: ZIXUAQ		MINI-FIT MAX DR HDR VERTICAL VERT. HEADER ASSY 2-12 CKT
$\nabla_E = 0$	ANGULAR TOL ± °		2021/09/28		
$\nabla_F = 0$	4 PLACES ±		2021/09/29		PRODUCT CUSTOMER DRAWING
DIVISIONAL SYMBOLS	3 PLACES ±		2021/09/29		
	2 PLACES ± 0.25		INITIAL REVISION:		DOCUMENT NUMBER
	1 PLACE ± 0.5		DRWN: SCHEN76		2125200001-SD
	0 PLACES ±		2020/04/24		DOC TYPE
	DRAFT WHERE APPLICABLE MUST REMAIN WITHIN DIMENSIONS		2020/05/13		PSD
	THIRD ANGLE PROJECTION	DRAWING	SERIES	MATERIAL NUMBER	CUSTOMER
		A3-SIZE	212520	SEE TABLE	GENERAL MARKET
					REVISION
					000 B1
					SHEET NUMBER
					1 OF 2

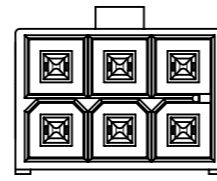
TIN PLATING				
CKT SIZE	PART NO.	DIM A	DIM B	DIM C
2	212520-1002	5.40	NA	NA
4	212520-1004	9.60	4.2	2.10
6	212520-1006	13.80	8.40	4.20
8	212520-1008	18.00	12.60	6.30
10	212520-1010	22.20	16.80	8.40
12	212520-1012	26.40	21.00	10.50



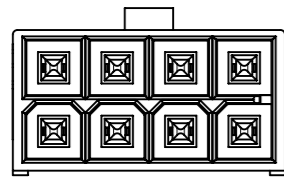
2 CKT



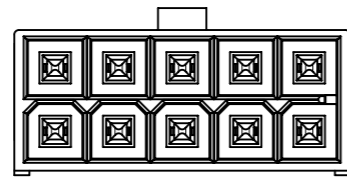
4 CKT



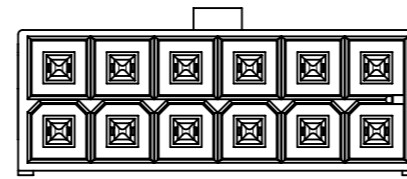
6 CKT



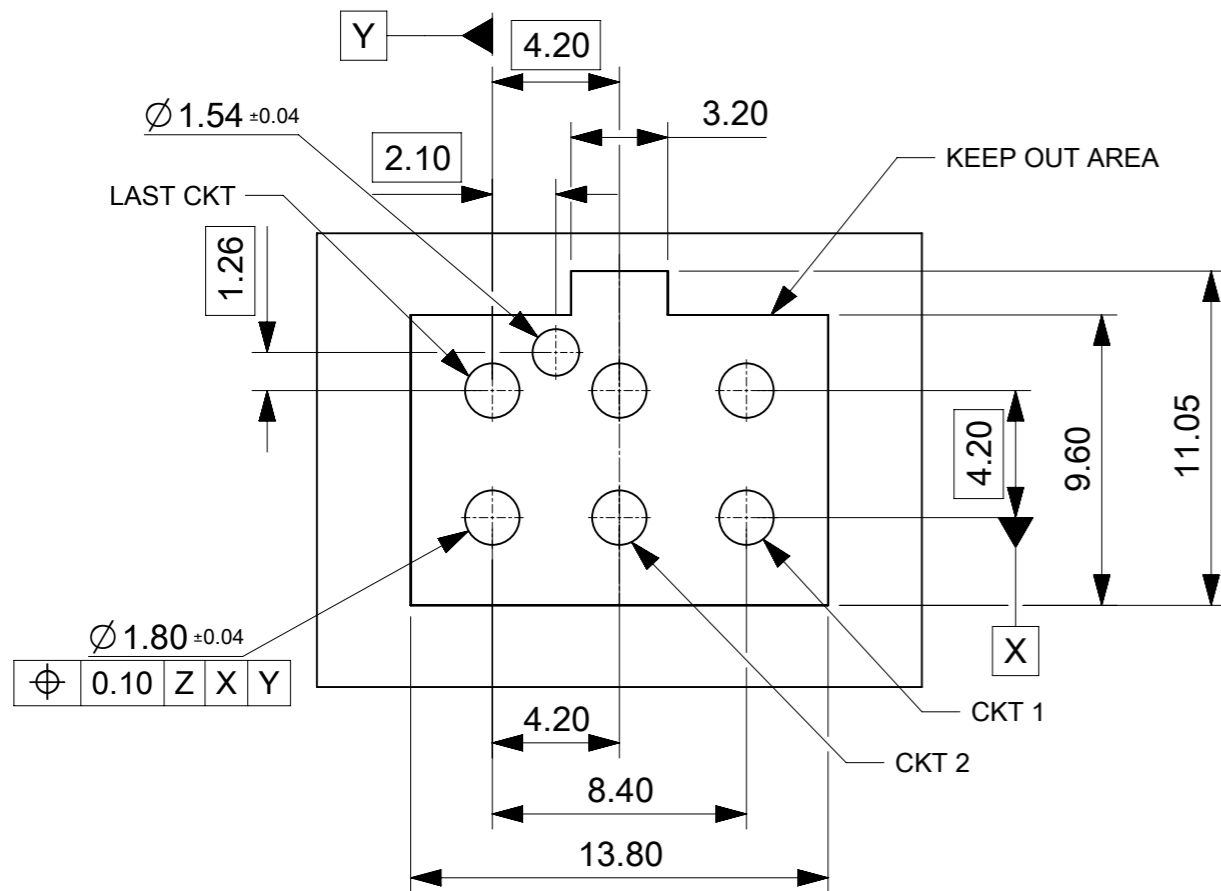
8 CKT



10 CKT



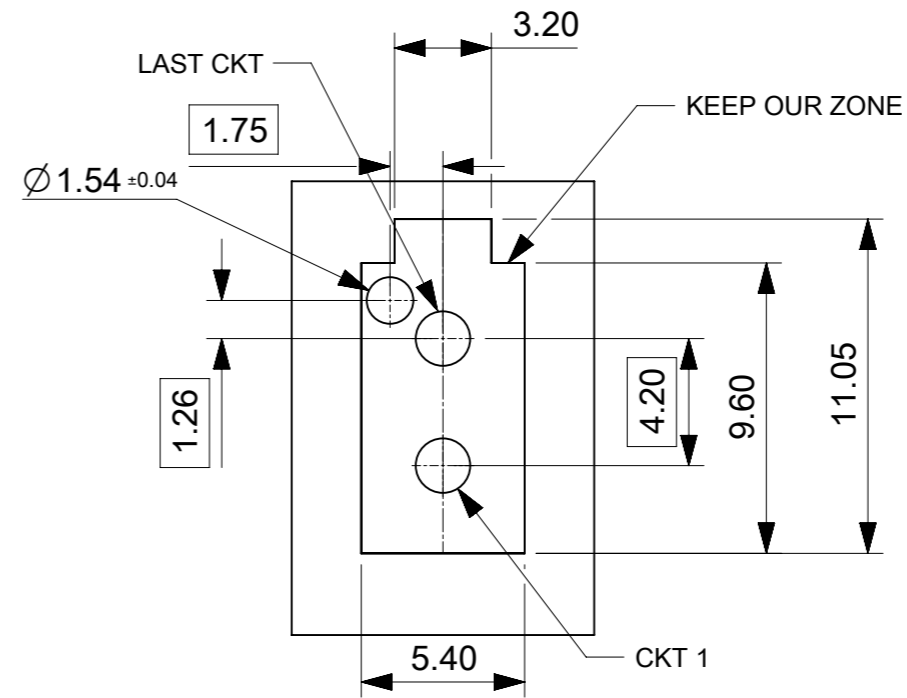
12 CKT



FOR 4 TO 12CKTS

PCB LAYOUT COMPONENT SIDE
RECOMENDED PCB THICKNESS 1.60MM-2.40MM

NOTE: DATUM -Z- IS ON PCB COMPONENT SIDE



FOR 2CKTS

FUNCTIONAL SYMBOLS	THIS DRAWING CONTAINS INFORMATION THAT IS PROPRIETARY TO MOLEX ELECTRONIC TECHNOLOGIES, LLC AND SHOULD NOT BE USED WITHOUT WRITTEN PERMISSION	CURRENT REV DESC:																											
	<table border="1"> <tr> <th>FUNCTIONAL SYMBOLS</th> <th>DIMENSION UNITS</th> <th>SCALE</th> </tr> <tr> <td>$\nabla_A = 0$</td> <td>mm</td> <td>4:1</td> </tr> <tr> <td colspan="3">GENERAL TOLERANCES (UNLESS SPECIFIED)</td> </tr> <tr> <td>$\nabla_E = 0$</td> <td colspan="2">ANGULAR TOL ± °</td> </tr> <tr> <td>$\nabla_F = 0$</td> <td>4 PLACES</td> <td>±</td> </tr> <tr> <td rowspan="4">DIVISIONAL SYMBOLS</td> <td>3 PLACES</td> <td>±</td> </tr> <tr> <td>2 PLACES</td> <td>± 0.25</td> </tr> <tr> <td>1 PLACE</td> <td>± 0.5</td> </tr> <tr> <td>0 PLACES</td> <td>±</td> </tr> </table>	FUNCTIONAL SYMBOLS	DIMENSION UNITS				SCALE	$\nabla_A = 0$	mm	4:1	GENERAL TOLERANCES (UNLESS SPECIFIED)			$\nabla_E = 0$	ANGULAR TOL ± °		$\nabla_F = 0$	4 PLACES	±	DIVISIONAL SYMBOLS	3 PLACES	±	2 PLACES	± 0.25	1 PLACE	± 0.5	0 PLACES	±	EC NO: 679543 DRWN: ZIXUAG 2021/09/28 CHK'D: XQZHANG 2021/09/29 APPR: XQZHANG 2021/09/29
FUNCTIONAL SYMBOLS	DIMENSION UNITS	SCALE																											
$\nabla_A = 0$	mm	4:1																											
GENERAL TOLERANCES (UNLESS SPECIFIED)																													
$\nabla_E = 0$	ANGULAR TOL ± °																												
$\nabla_F = 0$	4 PLACES	±																											
DIVISIONAL SYMBOLS	3 PLACES	±																											
	2 PLACES	± 0.25																											
	1 PLACE	± 0.5																											
	0 PLACES	±																											
INITIAL REVISION:				PRODUCT CUSTOMER DRAWING																									
DRWN: SCHEN76 2020/04/24 APPR: YXZHENG 2020/05/13				DOCUMENT NUMBER		DOC TYPE	DOC PART	REVISION																					
DRAFT WHERE APPLICABLE MUST REMAIN WITHIN DIMENSIONS				2125200001-SD		PSD	000	B1																					
THIRD ANGLE PROJECTION				MATERIAL NUMBER		CUSTOMER		SHEET NUMBER																					
				SEE TABLE		GENERAL MARKET		2 OF 2																					
DRAWING				SERIES		MATERIAL NUMBER		CUSTOMER																					
A3-SIZE				212520		SEE TABLE		GENERAL MARKET																					