

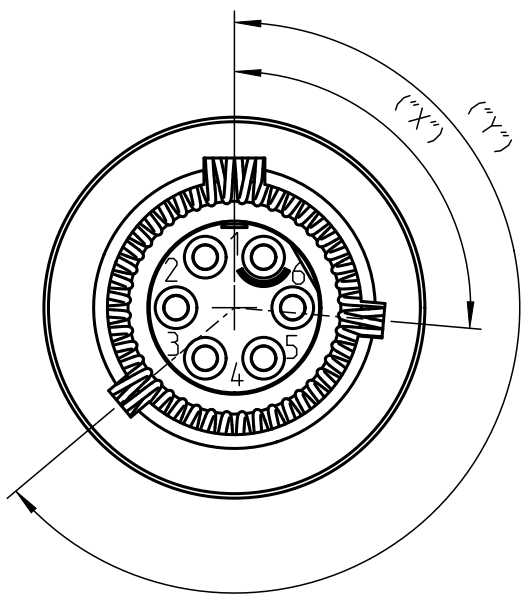
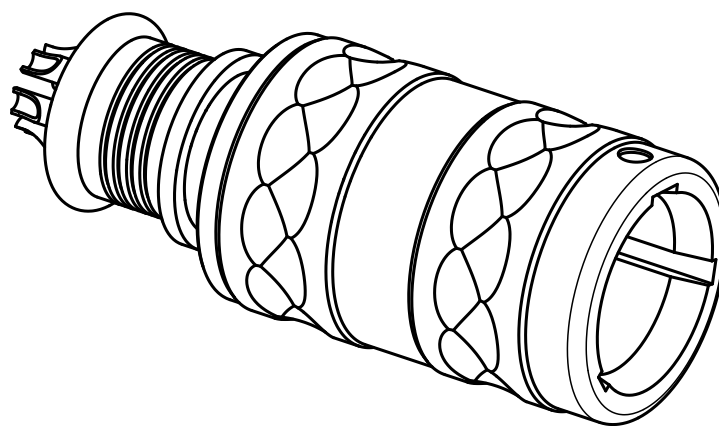
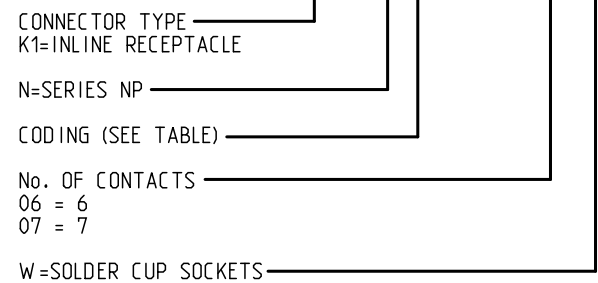
All Rights reserved, including possible patents or trademarks. Documents shall not be provided to a third party or duplicated in any form without prior written permission from ODU-USA.

The iteration describes editorial changes only, which are not specification changes. An iteration change is not required to be released/sampled.

CAD: Creo Parametric


PART NUMBER CONFIGURATION

EXAMPLE: K 1 6 N 0 P - P 0 6 W 2 3 0 - 0000




KEY CODING DETAIL
(Viewed from Front)

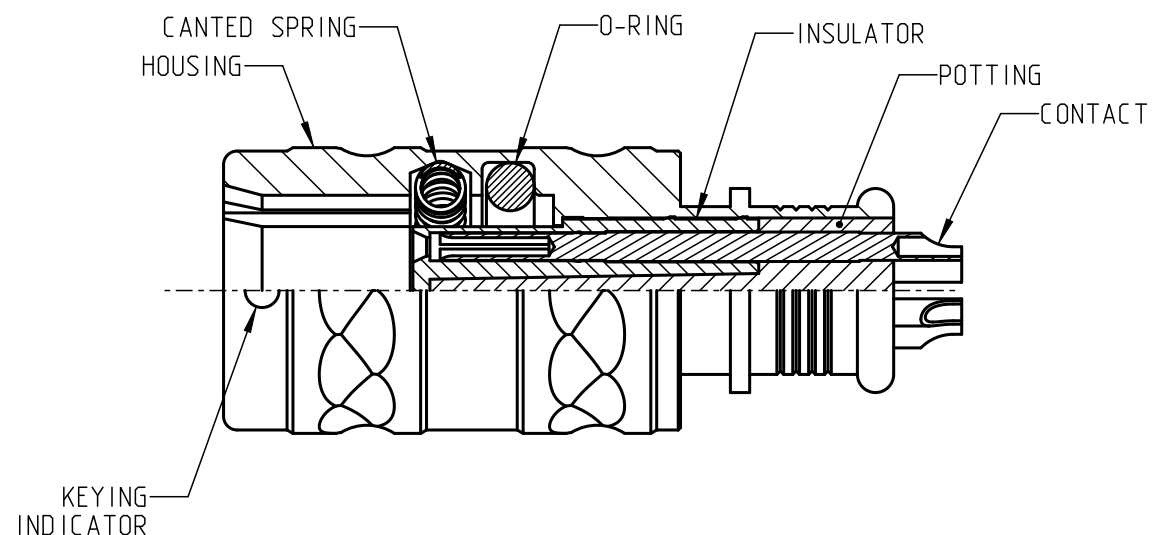
KEY CODING-X°,Y°	
0	95°, 230°
A	150°, 210°
B	75°, 210°
D	140°, 275°
E	75°, 275°
F	95°, 210°
G	165°, 195°
H	140°, 220°
J	115°, 245°
K	105°, 205°
L	155°, 255°



7 POSITION



6 POSITION



4. ODU PART NUMBER TO BE PERMANENTLY MARKED ON HOUSING.
3. ELECTRICAL INFORMATION:
 - CONTACT CURRENT RATING: 5-7.5A
 - TEST VOLTAGE: 750VAC
 - NOMINAL VOLTAGE: 50VAC
 - SHELL TO SHELL RESISTANCE IN MATED CONDITION NOT TO EXCEED 50mΩ
 - OPERATING TEMPERATURE: -18°C to 71°C
2. CONTACTS - SIZE 23 (Ø0.70) SOCKETS, SOLDER CUP, 22AWG MAX
1. MATERIALS / FINISH:
 - HOUSING - ALUM ALLOY / BLACK CARBON OVER ELECTROLESS NICKEL
 - INSULATOR - LCP
 - ORING - FLOUROSILICONE
 - SPRING - STAINLESS STEEL / GOLD PLATE
 - CONTACT CLIPS - COPPER ALLOY
 - CONTACTS - COPPER ALLOY / GOLD PLATE, 1.27um Thk
 - POTTING - EPOXY

NOTES: UNLESS OTHERWISE SPECIFIED

			Description:		Material:
			RECEPTACLE, SOLDER		seeBOM
General tol.: DIN ISO 2768-mH		EC-No.:	ODU AMC NP		Scale:
Tolerancing: DIN ISO 8015			Revision:	Drawing-Id.: Z10307593	
State: Released		Material-Id.:		Size:	B
Prepared	18.08.2022 pbair	ODU-Id.:		Dim.:	mm
Changed	27.08.2022 pbair	Origin:		Sheet:	1
Released	29.08.2022 RMota	K16N_P-P__W 230-0000			
ODU-USA	Date	Name			