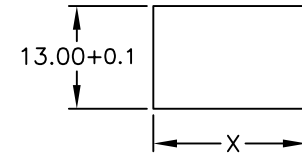
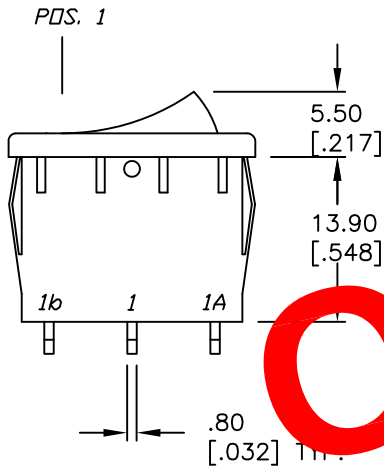


RECOMMENDED P.C.B. LAYOUT

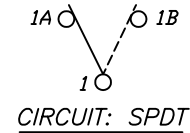
PANEL THICKNESS	X dimension
0.75-1.25 [.030-.049]	19.2-0.1 [.756]
1.25-2.0 [.049-.079]	19.4-0.1 [.764]
2.0-3.0 [.079-.118]	19.8-0.1 [.780]



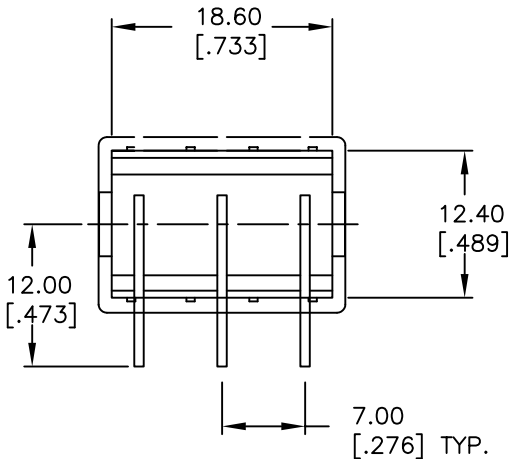
PANEL CUTOUT NOT TO SCALE



SWITCH FUNCTION		
PDS. 1		PDS. 2
ON	NONE	ON
1-1a	OPEN	1-1b



**OBSOLETE**  
 November 2017  
 PCR 23111



NOTES:

1. ALL DIMENSIONS IN MM [INCH]
2. GENERAL TOLERANCE: X.X=±0.4  
X.XX=±0.25
3. TERMINAL NOS. FOR REF ONLY.
4. RATING: 15A @ 125VAC OR  
6A @ 250VAC
5. MATERIALS: TERMINALS: Silver Plated Copper Alloy  
CONTACTS: Coin Silver, Silver Plated
6. ELECTRIC LIFE: 10,000 cycles
7. CONTACT RESISTANCE: <20 Mega-OHMS
8. INSULATION RESISTANCE: >1000 Mega-OHMS
9. DIELECTRIC STRENGTH: >1500 V 1 minute  
>3000 V between poles
10. 2002/95/EC (ROHS) COMPLIANT



REV.	ECN No.	DESCRIPTION	DATE	CHKD
B	17102	UPDATE NOTES, ON/OFF PDS.	3/14/07	TN
A	12125	RELEASED FOR PRODUCTION	5/7/02	CB

TITLE				
R1966CBLKBLKIR				
SCALE	DATE	DR	DWG	REV
1.5:1	3/14/07	TN	M302213	B

THE INFORMATION CONTAINED IN THIS DOCUMENT IS PROPRIETARY TO E-SWITCH AND IS NOT TO BE COPIED OR TRANSFERRED