
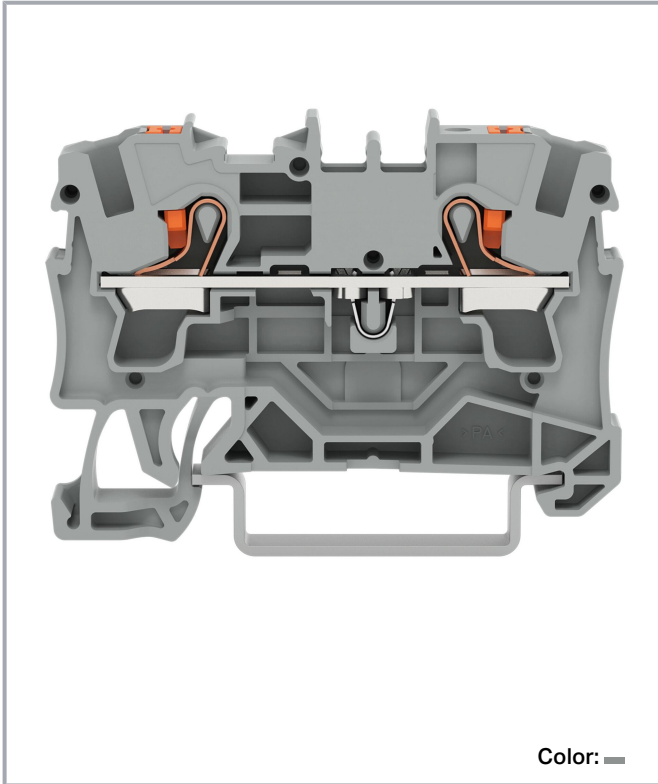


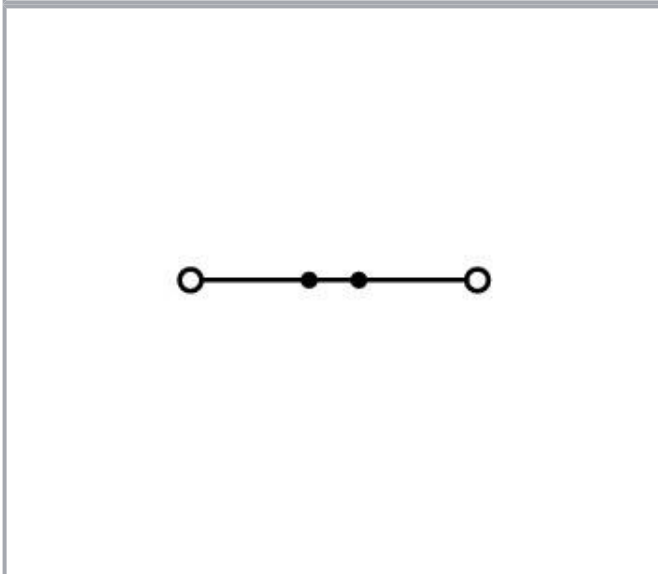
**Data sheet | Item number: 2204-1201**

2-conductor through terminal block; with push-button; 4 mm<sup>2</sup>; with test port; side and center marking; for DIN-rail 35 x 15 and 35 x 7.5; Push-in CAGE CLAMP®; 4,00 mm<sup>2</sup>; gray

[www.wago.com/2204-1201](http://www.wago.com/2204-1201)



Color: —



Subject to changes. Please also observe the further product documentation!

WAGO GmbH & Co. KG  
Hansastr. 27  
32423 Minden  
Phone: +49571 887-0 | Fax: +49571 887-169  
Email: [info.de@wago.com](mailto:info.de@wago.com) | Web: [www.wago.com](http://www.wago.com)

Do you have any questions about our products?  
We are always happy to take your call at +49 (571) 887-44222.



## Data

### Electrical data

#### Ratings per IEC/EN

|   |   |
|---|---|
| Ratings per   | IEC/EN 60947-7-1  |
| Nominal voltage (III/3)                                   | 800 V   |
| Rated impulse voltage (III/3)                             | 8 kV  |
| Rated current   | 32 A  |
| Current at conductor cross-section (max.) mm <sup>2</sup> | 41 A  |
| Legend (ratings)  | (III / 3) ≙ Overvoltage category III / Pollution degree 3 |

#### Ratings per UL 1059

|                                |         |
|--------------------------------|---------|
| Approvals per                  | UL 1059 |
| Rated voltage UL (Use Group B) | 600 V   |
| Rated current UL (Use Group B) | 30 A    |
| Rated voltage UL (Use Group C) | 600 V   |
| Rated current UL (Use Group C) | 30 A    |

#### Ratings per CSA

|                                 |                 |
|---------------------------------|-----------------|
| Approvals per                   | CSA 22.2 No 158 |
| Rated voltage CSA (Use Group B) | 600 V           |
| Rated current CSA (Use Group B) | 30 A            |
| Rated voltage CSA (Use Group C) | 600 V           |
| Rated current CSA (Use Group C) | 30 A            |

## Ex information

|                                     |   |
|-------------------------------------|---|
| Reference hazardous areas           | See "Downloads – Documentation – Additional Information: Technical Section; Technical Explications" |
| Ratings per                         | ATEX: PTB 18 ATEX 1006 U / IECEx: PTB 18.0013U (Ex eb IIC Gb)                                       |
| Rated voltage EN (Ex e II)          | 550 V   |
| Rated current (Ex e II)             | 31 A  |
| Rated current (Ex e II) with jumper | 30 A  |

## Power loss

|                                  |         |
|----------------------------------|---------|
| Power loss, per pole (potential) | 1.024 W |
|                                  | 32 A    |

Subject to changes. Please also observe the further product documentation!

Rated current  $I_N$  for specified power lossResistance value for specified, current-dependent power loss 0.001  $\Omega$ 

### Connection data

|                            |   |
|----------------------------|---|
| Connection points          | 2 |
| Total number of potentials | 1 |
| Number of levels           | 1 |
| Number of jumper slots     | 2 |

### Connection 1

|  |   |
|--|---|
| Connection technology                                      | Push-in CAGE CLAMP®   |
| Actuation type   | Push-button   |
| Connectable conductor materials                            | Copper  |
| Nominal cross-section                                      | 4 mm <sup>2</sup>   |
| Solid conductor  | 0.5 ... 6 mm <sup>2</sup> / 20 ... 10 AWG   |
| Solid conductor; push-in termination                       | 1 ... 6 mm <sup>2</sup> / 14 ... 10 AWG   |
| Fine-stranded conductor                                    | 0.5 ... 6 mm <sup>2</sup> / 20 ... 10 AWG   |
| Fine-stranded conductor; with insulated ferrule            | 0.5 ... 4 mm <sup>2</sup> / 20 ... 12 AWG   |
| Fine-stranded conductor; with ferrule; push-in termination | 1.5 ... 4 mm <sup>2</sup> / 18 ... 12 AWG   |
| Note (conductor cross-section)                             | Depending on the conductor characteristic, a conductor with a smaller cross-section can also be inserted via push-in termination. |
| Strip length   | 11 ... 13 mm / 0.43 ... 0.51 inches   |
| Wiring direction   | Front-entry wiring  |

### Physical data

|                                   |                        |
|-----------------------------------|------------------------|
| Width                             | 6.2 mm / 0.244 inches  |
| Height                            | 52.3 mm / 2.059 inches |
| Depth from upper-edge of DIN-rail | 32.9 mm / 1.295 inches |

### Mechanical Data

|               |                     |
|---------------|---------------------|
| Mounting type | DIN-35 rail         |
| Marking level | Center/side marking |

### Material Data

Note (material data)

Information on material specifications can be found here

Subject to changes. Please also observe the further product documentation!

|                             |                  |
|-----------------------------|------------------|
| Color                       | gray             |
| Material group              | I                |
| Insulation material         | Polyamide (PA66) |
| Flammability class per UL94 | V0               |
| Fire load                   | 0.155 MJ         |
| Weight                      | 7.1 g            |

### Environmental requirements

|                                  |                 |
|----------------------------------|-----------------|
| Processing temperature           | -35 ... +85 °C  |
| Continuous operating temperature | -60 ... +105 °C |

### Commercial data



|                       |               |
|-----------------------|---------------|
| eCl@ss 10.0           | 27-14-11-20   |
| eCl@ss 9.0            | 27-14-11-20   |
| ETIM 8.0              | EC000897      |
| ETIM 7.0              | EC000897      |
| PU (SPU)              | 50 pcs        |
| Packaging type        | box           |
| Country of origin     | DE            |
| GTIN                  | 4055143711494 |
| Customs tariff number | 85369010000   |

### Environmental Product Compliance

|                        |                         |
|------------------------|-------------------------|
| RoHS Compliance Status | Compliant, No Exemption |
|------------------------|-------------------------|

### Approvals / Certificates

#### General approvals

| Logo  | Approval                        | Additional Approval Text | Certificate name                               |
|---|---------------------------------|--------------------------|--|
|   | CCA<br>DEKRA Certification B.V. | EN 60947                 | NTR NL 7666                                    |
|  | CCC<br>CNEX                     | GB/T 3836.3              | 2020312313000170<br>(Ex eb IIC Gb, Ex eb I Mb) |
|   | CSA                             | C22.2                    | 70175102                                       |

Subject to changes. Please also observe the further product documentation!



DEKRA Certification B.V.

cURus

UL 1059

E45172



Underwriters Laboratories Inc.





KEMA/KEUR

EN 60947





71-102877

DEKRA Certification B.V.

## Declarations of conformity and manufacturer's declarations

| Logo  | Approval   | Additional Approval Text | Certificate name |
|---|--|--------------------------|------------------|
|   | EU-Declaration of Conformity<br>WAGO GmbH & Co. KG | -                        | -                |
|  | UK-Declaration of Conformity<br>WAGO GmbH & Co. KG | -                        | -                |

## Approvals for marine applications


| Logo   | Approval   | Additional Approval Text | Certificate name         |
|--|--|--------------------------|--------------------------|
|  | ABS<br>American Bureau of Shipping               | -                        | 19-<br>HG1866350-<br>PDA |
|  | BV<br>Bureau Veritas S.A.                        | IEC 60947                | 58186/A0<br>BV           |
|  | DNV GL<br>Det Norske Veritas, Germanischer Lloyd | -                        | TAE00003JT               |
|  | LR<br>Lloyds Register                            | -                        | 19/20050                 |

Subject to changes. Please also observe the further product documentation!

WAGO GmbH & Co. KG  
 Hansastr. 27  
 32423 Minden  
 Phone: +49571 887-0 | Fax: +49571 887-169  
 Email: [info.de@wago.com](mailto:info.de@wago.com) | Web: [www.wago.com](http://www.wago.com)





Do you have any questions about our products?  
 We are always happy to take your call at +49 (571) 887-44222.

## Approvals for hazardous areas

| Logo   | Approval                                       | Additional Approval Text | Certificate name  |
|--|--|--------------------------|---|
|    | AEx<br>Underwriters Laboratories Inc.          | UL 60079                 | E185892 (AEx eb IIC resp. Ex eb IIC)                              |
|    | ATEX<br>Physikalisch Technische Bundesanstalt  | IEC 60079-0              | PTB 18 ATEX 1006<br>U (II 2 G Ex eb IIC Gb bzw. I M 2 Ex eb I Mb) |
|    | CCC<br>CNEX                                    | GB/T 3836.3              | 2020312313000170<br>(Ex eb IIC Gb, Ex eb I Mb)                    |
|    | EAC<br>Brjansker Zertifizierungsstelle         | TP TC 012/2011           | RU C-DE.AM02.B.<br>00127/19 (Ex e IIC Gb U)                       |
|    | IECEX<br>Physikalisch Technische Bundesanstalt | IEC 60079                | IECEX PTB 18.00<br>13U (Ex eb IIC Gb and Ex eb I Mb)              |
|  | INMETRO<br>TÜV Rheinland do Brasil Ltda.       | IEC 60079                | TÜV 19.0086 U   |

## Required accessories













## End plate

| End plate  |   |  |
|--|---|--|
|  | <b>Item no.: 209-191</b><br>Separator for Ex e/Ex i applications; 3 mm thick; 120 mm wide; orange | <a href="http://www.wago.com/209-191">www.wago.com/209-191</a>     |
|  | <b>Item no.: 2004-1291</b><br>End and intermediate plate; 1 mm thick; gray                        | <a href="http://www.wago.com/2004-1291">www.wago.com/2004-1291</a> |
|  | <b>Item no.: 2004-1292</b><br>End and intermediate plate; 1 mm thick; orange                      | <a href="http://www.wago.com/2004-1292">www.wago.com/2004-1292</a> |
|  | <b>Item no.: 209-190</b><br>Separator for Ex e/Ex i applications; 3 mm thick; 90 mm wide; orange  | <a href="http://www.wago.com/209-190">www.wago.com/209-190</a>     |











Subject to changes. Please also observe the further product documentation!

## Optional accessories

### Testing and measuring

| Testing accessories  |   |  |
|--|---|--|
|    | <b>Item no.: 2009-174</b><br>Test plug adapter; for 4 mm Ø test plugs; for testing TOPJOB®S rail-mounted terminal blocks; gray              | <a href="http://www.wago.com/2009-174">www.wago.com/2009-174</a> |
|    | <b>Item no.: 2009-182</b><br>Testing tap; for max. 2.5 mm <sup>2</sup> ; tool-free connection for individual test wires 0.08 - 2.5 mm; gray | <a href="http://www.wago.com/2009-182">www.wago.com/2009-182</a> |
|    | <b>Item no.: 2004-511</b><br>Modular TOPJOB®S connector; modular; for jumper contact slot; 1-pole; 4,00 mm <sup>2</sup> ; gray              | <a href="http://www.wago.com/2004-511">www.wago.com/2004-511</a> |
|    | <b>Item no.: 2004-552</b><br>Modular TOPJOB®S connector; modular; for jumper contact slot; 2-pole; 4,00 mm <sup>2</sup> ; gray              | <a href="http://www.wago.com/2004-552">www.wago.com/2004-552</a> |
|    | <b>Item no.: 2004-549</b><br>Spacer module; modular; e.g., for bridging commoned terminal blocks; gray                                      | <a href="http://www.wago.com/2004-549">www.wago.com/2004-549</a> |
|    | <b>Item no.: 2004-554</b><br>Modular TOPJOB®S connector; modular; for jumper contact slot; 4-pole; 4,00 mm <sup>2</sup> ; gray              | <a href="http://www.wago.com/2004-554">www.wago.com/2004-554</a> |
|    | <b>Item no.: 2004-553</b><br>Modular TOPJOB®S connector; modular; for jumper contact slot; 3-pole; 4,00 mm <sup>2</sup> ; gray              | <a href="http://www.wago.com/2004-553">www.wago.com/2004-553</a> |
|   | <b>Item no.: 2004-555</b><br>Modular TOPJOB®S connector; modular; for jumper contact slot; 5-pole; 4,00 mm <sup>2</sup> ; gray              | <a href="http://www.wago.com/2004-555">www.wago.com/2004-555</a> |
| Insulation stop  |   |  |
| Insulation stop  |   |  |
|  | <b>Item no.: 2004-172</b><br>Insulation stop; 0.75 - 1 mm <sup>2</sup> ; 5 pieces/strip; dark gray  | <a href="http://www.wago.com/2004-172">www.wago.com/2004-172</a> |
|  | <b>Item no.: 2004-171</b><br>Insulation stop; 0.25 - 0.5 mm <sup>2</sup> ; 5 pieces/strip; light gray                                       | <a href="http://www.wago.com/2004-171">www.wago.com/2004-171</a> |
| Marking accessories  |   |  |
| Marking strip  |   |  |
|  | <b>Item no.: 2009-110</b><br>Marking strips; for Smart Printer; on reel; not stretchable; plain; snap-on type; white                        | <a href="http://www.wago.com/2009-110">www.wago.com/2009-110</a> |
| Marker carrier   |   |  |
|  | <b>Item no.: 2009-198</b><br>Adaptor; gray  | <a href="http://www.wago.com/2009-198">www.wago.com/2009-198</a> |
| Marker   |   |  |

Subject to changes. Please also observe the further product documentation!

|   |   |  |
|---|---|--|
|    | <b>Item no.: 2009-115/000-002</b><br>WMB-Inline; for Smart Printer; 1500 pieces on roll; stretchable 5 - 5.2 mm; plain; snap-on type; yellow      | <a href="http://www.wago.com/2009-115/000-002">www.wago.com/2009-115/000-002</a> |
|    | <b>Item no.: 2009-115/000-007</b><br>WMB-Inline; for Smart Printer; 1500 pieces on roll; stretchable 5 - 5.2 mm; plain; snap-on type; gray        | <a href="http://www.wago.com/2009-115/000-007">www.wago.com/2009-115/000-007</a> |
|    | <b>Item no.: 2009-115/000-017</b><br>WMB-Inline; for Smart Printer; 1500 pieces on roll; stretchable 5 - 5.2 mm; plain; snap-on type; light green | <a href="http://www.wago.com/2009-115/000-017">www.wago.com/2009-115/000-017</a> |
|    | <b>Item no.: 2009-115/000-023</b><br>WMB-Inline; for Smart Printer; 1500 pieces on roll; stretchable 5 - 5.2 mm; plain; snap-on type; green       | <a href="http://www.wago.com/2009-115/000-023">www.wago.com/2009-115/000-023</a> |
|    | <b>Item no.: 2009-115/000-024</b><br>WMB-Inline; for Smart Printer; 1500 pieces on roll; stretchable 5 - 5.2 mm; plain; snap-on type; violet      | <a href="http://www.wago.com/2009-115/000-024">www.wago.com/2009-115/000-024</a> |
|    | <b>Item no.: 2009-145/000-006</b><br>Mini-WSB Inline; for Smart Printer; 1700 pieces on roll; stretchable 5 - 5.2 mm; plain; snap-on type; blue   | <a href="http://www.wago.com/2009-145/000-006">www.wago.com/2009-145/000-006</a> |
|    | <b>Item no.: 2009-145</b><br>Mini-WSB Inline; for Smart Printer; 1700 pieces on roll; stretchable 5 - 5.2 mm; plain; snap-on type; white          | <a href="http://www.wago.com/2009-145">www.wago.com/2009-145</a>                 |
|  | <b>Item no.: 2009-145/000-002</b><br>Mini-WSB Inline; for Smart Printer; 1700 pieces on roll; stretchable 5 - 5.2 mm; plain; snap-on type; yellow | <a href="http://www.wago.com/2009-145/000-002">www.wago.com/2009-145/000-002</a> |
|  | <b>Item no.: 2009-145/000-007</b><br>Mini-WSB Inline; for Smart Printer; 1700 pieces on roll; stretchable 5 - 5.2 mm; plain; snap-on type; gray   | <a href="http://www.wago.com/2009-145/000-007">www.wago.com/2009-145/000-007</a> |
|  | <b>Item no.: 2009-145/000-005</b><br>Mini-WSB Inline; for Smart Printer; 1700 pieces on roll; stretchable 5 - 5.2 mm; plain; snap-on type; red    | <a href="http://www.wago.com/2009-145/000-005">www.wago.com/2009-145/000-005</a> |
|  | <b>Item no.: 2009-145/000-012</b><br>Mini-WSB Inline; for Smart Printer; 1700 pieces on roll; stretchable 5 - 5.2 mm; plain; snap-on type; orange | <a href="http://www.wago.com/2009-145/000-012">www.wago.com/2009-145/000-012</a> |
|  | <b>Item no.: 2009-145/000-023</b><br>Mini-WSB Inline; for Smart Printer; 1700 pieces on roll; stretchable 5 - 5.2 mm; plain; snap-on type; green  | <a href="http://www.wago.com/2009-145/000-023">www.wago.com/2009-145/000-023</a> |
|  | <b>Item no.: 2009-145/000-024</b><br>Mini-WSB Inline; for Smart Printer; 1700 pieces on roll; stretchable 5 - 5.2 mm; plain; snap-on type; violet | <a href="http://www.wago.com/2009-145/000-024">www.wago.com/2009-145/000-024</a> |

Subject to changes. Please also observe the further product documentation!





**Item no.: 2009-115**

WMB-Inline; for Smart Printer; 1500 pieces on roll; stretchable 5 - 5.2 mm; plain; snap-on type; white

[www.wago.com/2009-115](http://www.wago.com/2009-115)



**Item no.: 248-501/000-006**

Mini-WSB marking card; as card; not stretchable; plain; snap-on type; blue

[www.wago.com/248-501/000-006](http://www.wago.com/248-501/000-006)



**Item no.: 248-501/000-007**

Mini-WSB marking card; as card; not stretchable; plain; snap-on type; gray

[www.wago.com/248-501/000-007](http://www.wago.com/248-501/000-007)



**Item no.: 248-501/000-002**

Mini-WSB marking card; as card; not stretchable; plain; snap-on type; yellow

[www.wago.com/248-501/000-002](http://www.wago.com/248-501/000-002)



**Item no.: 248-501/000-012**

Mini-WSB marking card; as card; not stretchable; plain; snap-on type; orange

[www.wago.com/248-501/000-012](http://www.wago.com/248-501/000-012)



**Item no.: 248-501**

Mini-WSB marking card; as card; not stretchable; plain; snap-on type; white

[www.wago.com/248-501](http://www.wago.com/248-501)



**Item no.: 248-501/000-017**

Mini-WSB marking card; as card; not stretchable; plain; snap-on type; light green

[www.wago.com/248-501/000-017](http://www.wago.com/248-501/000-017)



**Item no.: 248-501/000-005**

Mini-WSB marking card; as card; not stretchable; plain; snap-on type; red

[www.wago.com/248-501/000-005](http://www.wago.com/248-501/000-005)



**Item no.: 248-501/000-024**

Mini-WSB marking card; as card; not stretchable; plain; snap-on type; violet

[www.wago.com/248-501/000-024](http://www.wago.com/248-501/000-024)



**Item no.: 248-501/000-023**

Mini-WSB marking card; as card; not stretchable; plain; snap-on type; green

[www.wago.com/248-501/000-023](http://www.wago.com/248-501/000-023)



**Item no.: 793-5501/000-007**

WMB marking card; as card; for terminal block width 5 - 17.5 mm; stretchable 5 - 5.2 mm; plain; snap-on type; gray

[www.wago.com/793-5501/000-007](http://www.wago.com/793-5501/000-007)



**Item no.: 793-5501/000-012**

WMB marking card; as card; for terminal block width 5 - 17.5 mm; stretchable 5 - 5.2 mm; plain; snap-on type; orange

[www.wago.com/793-5501/000-012](http://www.wago.com/793-5501/000-012)

Subject to changes. Please also observe the further product documentation!

WAGO GmbH & Co. KG

Hansastr. 27

32423 Minden

Phone: +49571 887-0 | Fax: +49571 887-169

Email: [info.de@wago.com](mailto:info.de@wago.com) | Web: [www.wago.com](http://www.wago.com)

Do you have any questions about our products?

We are always happy to take your call at +49 (571) 887-44222.



**Item no.:** 793-5501/000-017

WMB marking card; as card; for terminal block width 5 - 17.5 mm; stretchable 5 - 5.2 mm; plain; snap-on type; light green [www.wago.com/793-5501/000-017](http://www.wago.com/793-5501/000-017)



**Item no.:** 793-5501/000-023

WMB marking card; as card; for terminal block width 5 - 17.5 mm; stretchable 5 - 5.2 mm; plain; snap-on type; green [www.wago.com/793-5501/000-023](http://www.wago.com/793-5501/000-023)



**Item no.:** 793-5501/000-024

WMB marking card; as card; for terminal block width 5 - 17.5 mm; stretchable 5 - 5.2 mm; plain; snap-on type; violet [www.wago.com/793-5501/000-024](http://www.wago.com/793-5501/000-024)



**Item no.:** 793-501/000-002

WMB marking card; as card; not stretchable; plain; snap-on type; yellow [www.wago.com/793-501/000-002](http://www.wago.com/793-501/000-002)




**Item no.:** 793-501/000-007

WMB marking card; as card; not stretchable; plain; snap-on type; gray [www.wago.com/793-501/000-007](http://www.wago.com/793-501/000-007)



**Item no.:** 793-501/000-017

WMB marking card; as card; not stretchable; plain; snap-on type; light green [www.wago.com/793-501/000-017](http://www.wago.com/793-501/000-017)



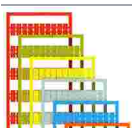
**Item no.:** 793-501/000-012

WMB marking card; as card; not stretchable; plain; snap-on type; orange [www.wago.com/793-501/000-012](http://www.wago.com/793-501/000-012)



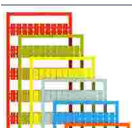
**Item no.:** 793-501/000-023

WMB marking card; as card; not stretchable; plain; snap-on type; green [www.wago.com/793-501/000-023](http://www.wago.com/793-501/000-023)



**Item no.:** 793-501/000-006

WMB marking card; as card; not stretchable; plain; snap-on type; blue [www.wago.com/793-501/000-006](http://www.wago.com/793-501/000-006)



**Item no.:** 793-501/000-005

WMB marking card; as card; not stretchable; plain; snap-on type; red [www.wago.com/793-501/000-005](http://www.wago.com/793-501/000-005)



**Item no.:** 793-501

WMB marking card; as card; not stretchable; plain; snap-on type; white [www.wago.com/793-501](http://www.wago.com/793-501)

Subject to changes. Please also observe the further product documentation!

WAGO GmbH & Co. KG

Hansastr. 27

32423 Minden

Phone: +49571 887-0 | Fax: +49571 887-169

Email: [info.de@wago.com](mailto:info.de@wago.com) | Web: [www.wago.com](http://www.wago.com)

Do you have any questions about our products?

We are always happy to take your call at +49 (571) 887-44222.



**Item no.: 793-501/000-024**  
WMB marking card; as card; not stretchable; plain; snap-on type; violet

[www.wago.com/793-501/000-024](http://www.wago.com/793-501/000-024)



**Item no.: 793-5501/000-005**  
WMB marking card; as card; for terminal block width 5 - 17.5 mm; stretchable 5 - 5.2 mm; plain; snap-on type; red

[www.wago.com/793-5501/000-005](http://www.wago.com/793-5501/000-005)



**Item no.: 793-5501/000-002**  
WMB marking card; as card; for terminal block width 5 - 17.5 mm; stretchable 5 - 5.2 mm; plain; snap-on type; yellow

[www.wago.com/793-5501/000-002](http://www.wago.com/793-5501/000-002)



**Item no.: 793-5501/000-006**  
WMB marking card; as card; for terminal block width 5 - 17.5 mm; stretchable 5 - 5.2 mm; plain; snap-on type; blue

[www.wago.com/793-5501/000-006](http://www.wago.com/793-5501/000-006)



**Item no.: 793-5501**  
WMB marking card; as card; for terminal block width 5 - 17.5 mm; stretchable 5 - 5.2 mm; plain; snap-on type; white

[www.wago.com/793-5501](http://www.wago.com/793-5501)



**Item no.: 2009-115/000-012**  
WMB-Inline; for Smart Printer; 1500 pieces on roll; stretchable 5 - 5.2 mm; plain; snap-on type; orange

[www.wago.com/2009-115/000-012](http://www.wago.com/2009-115/000-012)



**Item no.: 2009-115/000-006**  
WMB-Inline; for Smart Printer; 1500 pieces on roll; stretchable 5 - 5.2 mm; plain; snap-on type; blue

[www.wago.com/2009-115/000-006](http://www.wago.com/2009-115/000-006)

Group marker carrier



**Item no.: 2009-193**  
Group marker carrier; gray

[www.wago.com/2009-193](http://www.wago.com/2009-193)



**Item no.: 2009-192**  
Group marker carrier; gray

[www.wago.com/2009-192](http://www.wago.com/2009-192)



**Item no.: 2009-191**  
Group marker carrier; gray

[www.wago.com/2009-191](http://www.wago.com/2009-191)

Tool

Operating tool



**Item no.: 210-658**  
Operating tool; Blade: 3.5 x 0.5 mm; with a partially insulated shaft; angled; short; multicoloured

[www.wago.com/210-658](http://www.wago.com/210-658)



**Item no.: 210-720**  
Operating tool; Blade: 3.5 x 0.5 mm; with a partially insulated shaft; multicoloured

[www.wago.com/210-720](http://www.wago.com/210-720)

Subject to changes. Please also observe the further product documentation!

## Mounting

### Cover carrier



**Item no.: 709-169**  
Cover carrier; Type 3; gray

[www.wago.com/709-169](http://www.wago.com/709-169)

### Cover



**Item no.: 709-156**  
Cover; Type 3; suitable for cover carrier, type 3; 1 m long; transparent

[www.wago.com/709-156](http://www.wago.com/709-156)

## Carrier rail

### Mounting accessories



**Item no.: 210-197**  
Steel carrier rail; 35 x 15 mm; 1.5 mm thick; 2 m long; slotted; similar to EN 60715; silver-colored

[www.wago.com/210-197](http://www.wago.com/210-197)



**Item no.: 210-198**  
Copper carrier rail; 35 x 15 mm; 2.3 mm thick; 2 m long; unslotted; according to EN 60715; copper-colored

[www.wago.com/210-198](http://www.wago.com/210-198)



**Item no.: 210-113**  
Steel carrier rail; 35 x 7.5 mm; 1 mm thick; 2 m long; unslotted; according to EN 60715; silver-colored

[www.wago.com/210-113](http://www.wago.com/210-113)



**Item no.: 210-118**  
Steel carrier rail; 35 x 15 mm; 2.3 mm thick; 2 m long; unslotted; according to EN 60715; silver-colored

[www.wago.com/210-118](http://www.wago.com/210-118)



**Item no.: 210-112**  
Steel carrier rail; 35 x 7.5 mm; 1 mm thick; 2 m long; slotted; according to EN 60715; "Hole width 25 mm; silver-colored

[www.wago.com/210-112](http://www.wago.com/210-112)




**Item no.: 210-114**  
Steel carrier rail; 35 x 15 mm; 1.5 mm thick; 2 m long; unslotted; similar to EN 60715; silver-colored

[www.wago.com/210-114](http://www.wago.com/210-114)



**Item no.: 210-115**  
Steel carrier rail; 35 x 7.5 mm; 1 mm thick; 2 m long; slotted; according to EN 60715; "Hole width 18 mm; silver-colored

[www.wago.com/210-115](http://www.wago.com/210-115)



**Item no.: 210-196**  
Aluminum carrier rail; 35 x 8.2 mm; 1.6 mm thick; 2 m long; unslotted; similar to EN 60715; silver-colored

[www.wago.com/210-196](http://www.wago.com/210-196)

## Jumpers

### Jumper



**Item no.: 210-123**  
Wire commoning chain; insulated; blue

[www.wago.com/210-123](http://www.wago.com/210-123)



**Item no.: 2006-499**  
Step-down jumper; from 2006/2004 to 2004/2002/2001 series; from 2206/2204 to 2204/2202/2201 series; insulated; light gray



















[www.wago.com/2006-499](http://www.wago.com/2006-499)



**Item no.: 2004-403**  
Jumper; 3-way; insulated; light gray

[www.wago.com/2004-403](http://www.wago.com/2004-403)

Subject to changes. Please also observe the further product documentation!

|  |  |  |
|--|--|--|
|    | <b>Item no.: 2004-406</b><br>Jumper; 6-way; insulated; light gray                    | <a href="http://www.wago.com/2004-406">www.wago.com/2004-406</a>                 |
|    | <b>Item no.: 2004-405/011-000</b><br>Star point jumper; 3-way; insulated; light gray | <a href="http://www.wago.com/2004-405/011-000">www.wago.com/2004-405/011-000</a> |
|    | <b>Item no.: 2004-402</b><br>Jumper; 2-way; insulated; light gray                    | <a href="http://www.wago.com/2004-402">www.wago.com/2004-402</a>                 |
|    | <b>Item no.: 2004-407</b><br>Jumper; 7-way; insulated; light gray                    | <a href="http://www.wago.com/2004-407">www.wago.com/2004-407</a>                 |
|    | <b>Item no.: 2004-408</b><br>Jumper; 8-way; insulated; light gray                    | <a href="http://www.wago.com/2004-408">www.wago.com/2004-408</a>                 |
|    | <b>Item no.: 2004-404</b><br>Jumper; 4-way; insulated; light gray                    | <a href="http://www.wago.com/2004-404">www.wago.com/2004-404</a>                 |
|    | <b>Item no.: 2004-405</b><br>Jumper; 5-way; insulated; light gray                    | <a href="http://www.wago.com/2004-405">www.wago.com/2004-405</a>                 |
|    | <b>Item no.: 2004-409</b><br>Jumper; 9-way; insulated; light gray                    | <a href="http://www.wago.com/2004-409">www.wago.com/2004-409</a>                 |
|    | <b>Item no.: 2004-433</b><br>Jumper; from 1 to 3; insulated; light gray              | <a href="http://www.wago.com/2004-433">www.wago.com/2004-433</a>                 |
|  | <b>Item no.: 2004-436</b><br>Jumper; from 1 to 6; insulated; light gray              | <a href="http://www.wago.com/2004-436">www.wago.com/2004-436</a>                 |
|  | <b>Item no.: 2004-410</b><br>Jumper; 10-way; insulated; light gray                   | <a href="http://www.wago.com/2004-410">www.wago.com/2004-410</a>                 |
|  | <b>Item no.: 2004-406/020-000</b><br>Delta jumper; insulated; light gray             | <a href="http://www.wago.com/2004-406/020-000">www.wago.com/2004-406/020-000</a> |
|  | <b>Item no.: 2004-438</b><br>Jumper; from 1 to 8; insulated; light gray              | <a href="http://www.wago.com/2004-438">www.wago.com/2004-438</a>                 |
|  | <b>Item no.: 2004-440</b><br>Jumper; from 1 to 10; insulated; light gray             | <a href="http://www.wago.com/2004-440">www.wago.com/2004-440</a>                 |
|  | <b>Item no.: 2004-435</b><br>Jumper; from 1 to 5; insulated; light gray              | <a href="http://www.wago.com/2004-435">www.wago.com/2004-435</a>                 |
|  | <b>Item no.: 2004-437</b><br>Jumper; from 1 to 7; insulated; light gray              | <a href="http://www.wago.com/2004-437">www.wago.com/2004-437</a>                 |
|  | <b>Item no.: 2004-439</b><br>Jumper; from 1 to 9; insulated; light gray              | <a href="http://www.wago.com/2004-439">www.wago.com/2004-439</a>                 |
|  | <b>Item no.: 2004-434</b>  |  |

Subject to changes. Please also observe the further product documentation!

Jumper; from 1 to 4; insulated; light gray

[www.wago.com/2004-434](http://www.wago.com/2004-434)



**Item no.: 2016-499**

Step-down jumper; from 2016/2010 to 2010/2006/2004/2002 series; from 2216/2210 to 2210/2206 /2204/2202 series; insulated; light gray

[www.wago.com/2016-499](http://www.wago.com/2016-499)



**Item no.: 210-103**

Wire commoning chain; insulated; black

[www.wago.com/210-103](http://www.wago.com/210-103)

**Ferrule**

Ferrule



**Item no.: 216-263**

Ferrule; Sleeve for 1 mm<sup>2</sup> / AWG 18; insulated; electro-tin plated; electrolytic copper; gastight crimped; acc. to DIN 46228, Part 4/09.90; red

[www.wago.com/216-263](http://www.wago.com/216-263)



**Item no.: 216-266**

Ferrule; Sleeve for 2.5 mm<sup>2</sup> / AWG 14; insulated; electro-tin plated; electrolytic copper; gastight crimped; acc. to DIN 46228, Part 4/09.90; blue

[www.wago.com/216-266](http://www.wago.com/216-266)



**Item no.: 216-264**

Ferrule; Sleeve for 1.5 mm<sup>2</sup> / AWG 16; insulated; electro-tin plated; electrolytic copper; gastight crimped; acc. to DIN 46228, Part 4/09.90; black

[www.wago.com/216-264](http://www.wago.com/216-264)



**Item no.: 216-262**

Ferrule; Sleeve for 0.75 mm<sup>2</sup> / 18 AWG; insulated; electro-tin plated; electrolytic copper; gastight crimped; acc. to DIN 46228, Part 4/09.90; gray

[www.wago.com/216-262](http://www.wago.com/216-262)



**Item no.: 216-267**

Ferrule; Sleeve for 4 mm<sup>2</sup> / AWG 12; insulated; electro-tin plated; electrolytic copper; gastight crimped; acc. to DIN 46228, Part 4/09.90; gray

[www.wago.com/216-267](http://www.wago.com/216-267)

**Downloads**

**Documentation**

**Bid Text**

|                          |             |               |          |
|--------------------------|-------------|---------------|----------|
| 2204-1201<br>X81 - Datei | 2019 Feb 19 | xml<br>3.8 kB | Download |
|--------------------------|-------------|---------------|----------|

|                           |            |                 |          |
|---------------------------|------------|-----------------|----------|
| 2204-1201<br>docx - Datei | 2018 Aug 9 | docx<br>15.2 kB | Download |
|---------------------------|------------|-----------------|----------|

**Additional Information**

|   |               |          |
|---|---------------|----------|
| Technical Section<br>Technical explanations | pdf<br>2.2 MB | Download |
|---|---------------|----------|

**CAD/CAE-Data**

**CAD data**

Subject to changes. Please also observe the further product documentation!

2D/3D Models 2204-1201

[URL](#)

[Download](#)

#### CAE data

EPLAN Data Portal 2204-1201

[URL](#)

[Download](#)

ZUKEN Portal 2204-1201

[URL](#)

[Download](#)

## Environmental Product Compliance

### Compliance Search

Environmental Product Compliance 2204-1201


[URL](#)

[Download](#)

2-conductor through terminal block; with push-button; 4 mm<sup>2</sup>; with test port; side and center marking; for DIN-rail 35 x 15 and 35 x 7.5; Push-in CAGE CLAMP®; 4,00 mm<sup>2</sup>; gray

## Installation Notes

### Conductor termination



All conductor types at a glance



Push-in termination of solid and ferruled conductors

Subject to changes. Please also observe the further product documentation!

WAGO GmbH & Co. KG

Hansastr. 27

32423 Minden

Phone: +49571 887-0 | Fax: +49571 887-169

Email: [info.de@wago.com](mailto:info.de@wago.com) | Web: [www.wago.com](http://www.wago.com)

Do you have any questions about our products?

We are always happy to take your call at +49 (571) 887-44222.





Insert fine-stranded conductors via operating tool.




Removing all conductors via operating tool.

### Commoning



Insert a push-in type jumper bar and push down until it hits the backstop.



Commoning with step-down jumpers.




**Step-down jumper (2006-499)** commons 6 /4 mm<sup>2</sup> (10/12 AWG) terminal blocks (2206 /2204 Series) with 4/2.5/1.5 mm<sup>2</sup> (AWG 12/14 /16) terminal blocks (2204/2202/2201 Series).

### Testing


Subject to changes. Please also observe the further product documentation!





Testing with a 2 mm Ø test plug (max. 42 V).

### Marking



Snapping a marking strip into a marker slot.



Snapping a marking strip into the marker slot.

### Product family

#### TOPJOB® S

TOPJOB® S: In various industrial applications and modern building installations, WAGO's wide and versatile range of rail-mount terminal blocks provides more than just reliable electrical connections.

[Show all products from the family](#)

Subject to changes. Please also observe the further product documentation!