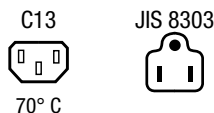


JP Power Supply Cord with IEC Connector C13, V-Lock, straight



Power plug Japan



See below:
[Approvals and Compliances](#)

Description

- Power Cord ,
- Protection class I , Pin temperature 70 °C
- with V-Lock interlocking system

Technical Data

Ratings UL/CSA	7 A / 125 VAC; 50/60Hz	appliance inlet/-outlet	C13 acc. to IEC 60320-3
Dielectric Strength	> 2 kVDC between L-N > 2 kVAC between L/N-PE (1 min/50Hz)		UL 498, CSA C22.2 no. 42 (for cold conditions) pin-temperature 70 °C, 10A, Protection Class I
Allowable Operation Temperature	-25 °C to 70 °C		
IP-Protection	from front side IP20 acc. to IEC 60529		
Protection against electric shock	Suitable for appliances with protection class I acc. to IEC 61140		
Terminal	moulded		
Material: Housing	PVC, black		

Approvals and Compliances

Detailed information on product approvals, code requirements, usage instructions and detailed test conditions can be looked up in [Details about Approvals](#)

SCHURTER products are designed for use in industrial environments. They have approvals from independent testing bodies according to national and international standards. Products with specific characteristics and requirements such as required in the automotive sector according to IATF 16949, medical technology according to ISO 13485 or in the aerospace industry can be offered exclusively with customer-specific, individual agreements by SCHURTER.

Approvals

The approval mark is used by the testing authorities to certify compliance with the safety requirements placed on electronic products.

Approval Reference Type: 6051.2071

Approval Logo	Certificates	Certification Body	Description
	METI Approvals	METI	Japan Electrical Safety and Environment technology Laboratories

Product standards

Product standards that are referenced

Organization	Design	Standard	Description
	Designed according to	IEC 60320-1	Appliance couplers for household and similar general purposes
	Designed according to	IEC 60320-3	Appliance couplers for household and similar general purposes
	Designed according to	UL 498	Standard for Attachment Plugs and Receptacles
	Designed according to	CSA C22.2 no. 42	General Use Receptacles, Attachment Plugs, and Similar Wiring Devices






Application standards

Application standards where the product can be used

Organization	Design	Standard	Description
	Designed for applications acc.	IEC/UL 60950	IEC 60950-1 includes the basic requirements for the safety of information technology equipment.

Compliances

The product complies with following Guide Lines

Identification	Details	Initiator	Description
	CE declaration of conformity	SCHURTER AG	The CE marking declares that the product complies with the applicable requirements laid down in the harmonisation of Community legislation on its affixing in accordance with EU Regulation 765/2008.
	RoHS	SCHURTER AG	Directive RoHS 2011/65/EU, Amendment (EU) 2015/836
	China RoHS	SCHURTER AG	The law SJ / T 11363-2006 (China RoHS) has been in force since 1 March 2007. It is similar to the EU directive RoHS.
	REACH	SCHURTER AG	On 1 June 2007, Regulation (EC) No 1907/2006 on the Registration, Evaluation, Authorization and Restriction of Chemicals 1 (abbreviated as "REACH") entered into force.
		SCHURTER AG	V-Lock system are based on a matching plug-dose combination. The connector is equipped with a notch intended for use with the latching cordset. The cord latching system prevents against accidental removal of the cordset.

All Variants

Connector		Cable				Plug					Order Number
Type	V-Lock	Cord Type	Conductor cross section	Length [m]	Color	Type	Country	Standard	Style		
C13	●	VCTF 3x0.75	3 x 0.75 mm ²	1.5	black	Japan	JP	JIS 8303	straight	-	6051.2071

Availability for all products can be searched real-time: <https://www.schurter.com/en/Stock-Check/Stock-Check-SCHURTER>

Packaging unit 70 Pcs

Mating Inlets/Plugs shuttered

Category / Description

[Appliance Inlet Overview complete](#)



6010, Mounting: Snap-in, Solder, quick-connect, screw, PCB, Appliance Inlet: IEC C14	6010
6015, Mounting: Snap-in, Solder, quick-connect, screw, PCB, Appliance Inlet: IEC C18	6015
6048, Mounting: Screw, Appliance Inlet: IEC C14	6048
6061, Mounting: Screw, Appliance Inlet: IEC C14	6061
GSP1, Mounting: Screw, Appliance Inlet, IEC C14, For PCB mounting, IP40, Quick connect terminals 4.8 x 0.8 mm angled or straight, Suitable for appliances with protection class I or II	GSP1
Appliance Inlet further types to 6051.2071	...

[IEC Inlet Filter Overview complete](#)



5123, Mounting: Screw, Front-/Rear-Side, Filter: Standard and Medical Version, Without fuse holder: 10 A, Thermoplast / steel tin-plated Appliance Inlet: IEC C14, Suitable for appliances with protection class I or II	5123
5120, Mounting: Screw with plastic flange, Front-/Rear-Side, Filter: Standard and Medical Version, Without fuse holder: 10 A, Thermoplast / steel tin-plated Appliance Inlet: IEC C14, Suitable for appliances with protection class I or II	5120
KFS, Mounting: Screw, Front Side, Filter: Standard Version, Without fuse holder: 10 A, Appliance Inlet: IEC C14, pre-wired	KFS
IEC Inlet Filter further types to 6051.2071	

Category / Description

[Power Entry Module Overview complete](#)



DD11, Mounting: Screw-on mounting, Rocker switch: non-illuminated or illuminated 2-pole, Quick connect terminals 4.8 x 0.8 mm, Appliance Inlet: IEC C14, With or without protection cover, Fuseholder: 1 or 2 pole, Suitable for appliances with protection class I	DD11
DD21, Mounting: Screw-on mounting Rear Side, Rocker switch: non-illuminated or illuminated 2-pole, additional quick connect 4.8 x 0.8 mm Appliance Inlet: IEC C14, Fuseholder: 1 or 2 pole	DD21
DC11, Mounting: Screw, Rocker switch: non-illuminated or illuminated 1 or 2 pole, Quick connect terminals 4.8 x 0.8 mm, Appliance Inlet: IEC C14, Without fuse holder: Suitable for appliances with protection class I or II	DC11
DC21, Mounting: Screw Rear Side, Rocker switch: non-illuminated or illuminated 2-pole, Quick connect terminals 4.8 x 0.8 mm Appliance Inlet: IEC C14, Without fuse holder:	DC21
KD, Mounting:Screw, Quick connect terminals 4.8 x 0.8 mm, Voltage Selector: 2-4 digits, Fuseholder: 1 or 2 pole, Rocker switch, non-illuminated, 2-pole, V-Lock cord retaining, Appliance Inlet: IEC C14, 250 VAC, prewired, Suitable for appliances with protection class I	KD

[Power Entry Module further types to 6051.2071](#)

...

[Power Entry Module with line filter Overview complete](#)



DG12, Mounting : Screw, 8 mm, 15 A, prewired, Standard and Medical Version, Appliance Inlet: IEC C14 C18, Circuit Breakers TA35: DG12, Suitable for appliances with protection class I or II	DG12
DD14, Mounting: Screw-on mounting, Front Side, Filter, Standard and Medical Version, Fuseholder:1 or 2 pole, 10 A, Rocker switch: 2-pole, non-illuminated Appliance Inlet: IEC C14, prewired	DD14
DA22 Mounting: Screw-on mounting, Rear Side, PCB, 10 A, Filter: Standard and Medical Version, Fuseholder: 1 or 2 pole, Appliance Inlet: IEC C14, Suitable for appliances with protection class I	DA22
DC12, Mounting: Screw, Front-/Rear-Side, Filter, Standard and Medical Version, Without fuse holder:10 A, Rocker switch: 1 or 2 pole, non-illuminated or illuminated Appliance Inlet: IEC C14, prewired	DC12
DC22 Mounting: Screw, Rear Side, PCB, 10 A, Filter: Standard and Medical Version, Without fuse holder: Rocker switch: 1 or 2 pole, non-illuminated or illuminated, Appliance Inlet: IEC C14, Suitable for appliances with protection class I	DC22

[Power Entry Module with line filter further types to 6051.2071](#)

...