



LED Display Product Data Sheet LTC-4724JD

Spec No.: DS30-2004-151

Effective Date: 07/13/2004

Revision: -

LITE-ON DCC

RELEASE

BNS-OD-FC001/A4

FEATURES

- * 0.4 inch (10.0 mm) DIGIT HEIGHT
- * CONTINUOUS UNIFORM SEGMENTS
- * LOW POWER REQUIREMENT
- * EXCELLENT CHARACTERS APPEARANCE
- * HIGH BRIGHTNESS & HIGH CONTRAST
- * WIDE VIEWING ANGLE
- * SOLID STATE RELIABILITY
- * CATEGORIZED FOR LUMINOUS INTENSITY
- * **LEAD-FREE PACKAGE**

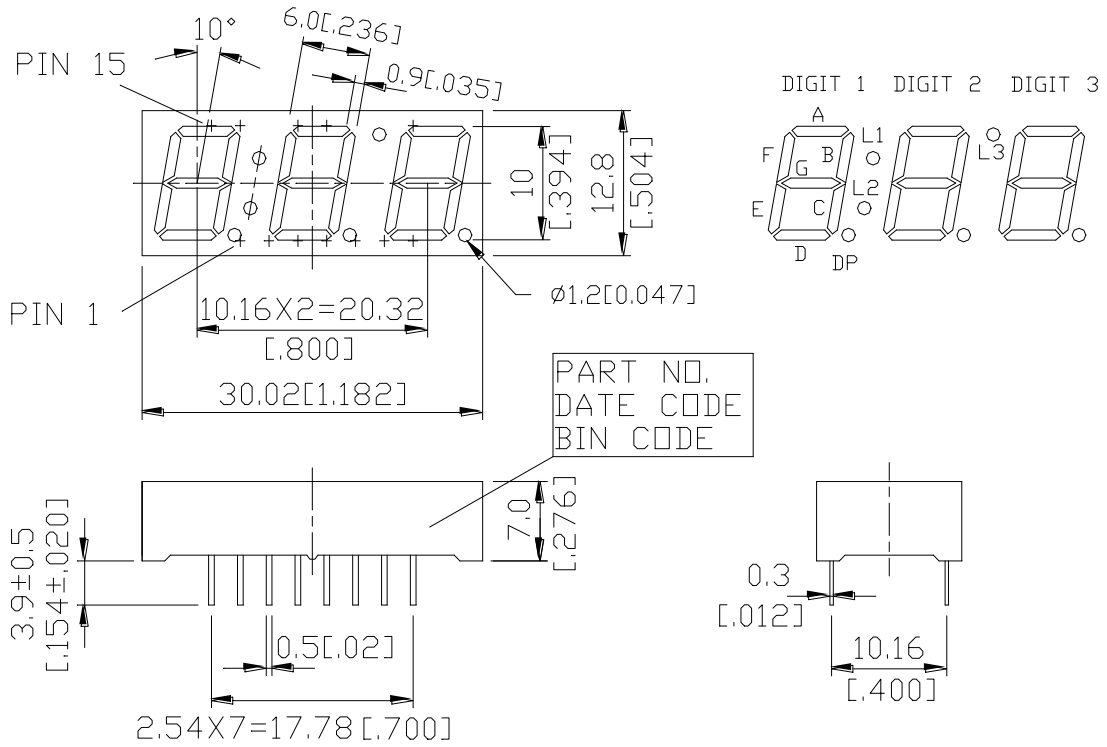
DESCRIPTION

The LTC-4724JD is a 0.4 inch (10.0 mm) digit height triple digit seven-segment display. This device uses AS-AllnGaP Hyper red LED chips (AllnGaP epi on GaAs substrate). The display has a gray face and white segments.

DEVICE

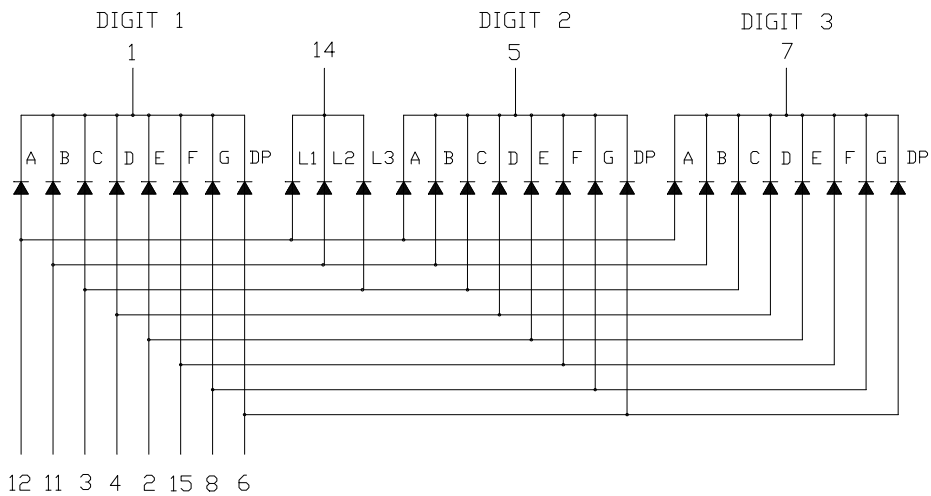
PART NO.	DESCRIPTION
AllnGaP Hyper Red	Multiplex Common Cathode Rt. Hand Decimal
LTC-4724JD	

PACKAGE DIMENSIONS



NOTES: All dimensions are in millimeters. Tolerances are ± 0.25 mm (0.01") unless otherwise noted.

INTERNAL CIRCUIT DIAGRAM



PIN CONNECTION

NO	CONNECTION
1	COMMON CATHODE DIGIT 1
2	ANODE E
3	ANODE C,L3
4	ANODE D
5	COMMON CATHODE DIGIT 2
6	ANODE DP
7	COMMON CATHODE DIGIT 3
8	ANODE G
9	NO PIN
10	NO PIN
11	ANODE B,L2
12	ANODE A,L1
13	NO PIN
14	COMMON CATHODE L1,L2,L3
15	ANODE F

ABSOLUTE MAXIMUM RATING

PARAMETER	MAXIMUM RATING	UNIT
Power Dissipation Per Segment	70	mW
Peak Forward Current Per Segment (Frequency 1Khz, 10% duty cycle)	90	mA
Continuous Forward Current Per Segment Derating Linear From 25 ⁰ C Per Segment	25 0.33	mA mA/°C
Reverse Voltage Per Segment	5	V
Operating Temperature Range	-35°C to +85°C	
Storage Temperature Range	-35°C to +85°C	
Solder Temperature 1/16 inch Below Seating Plane for 3 Seconds at 260 ⁰ C		

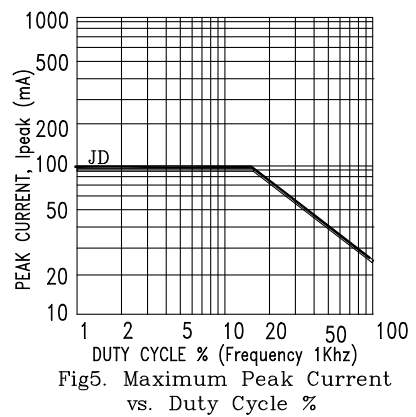
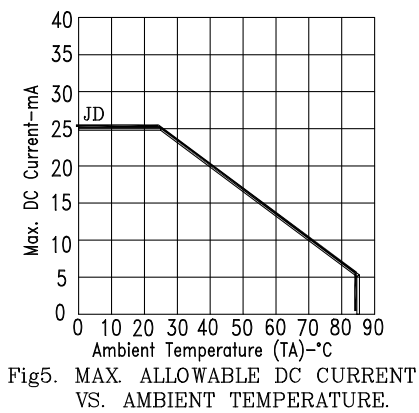
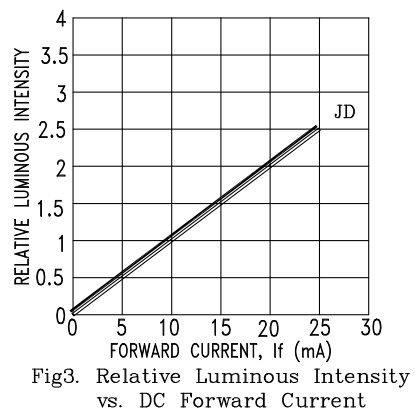
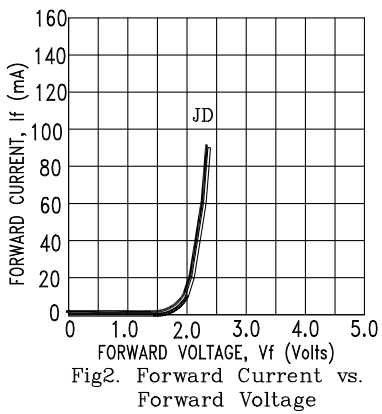
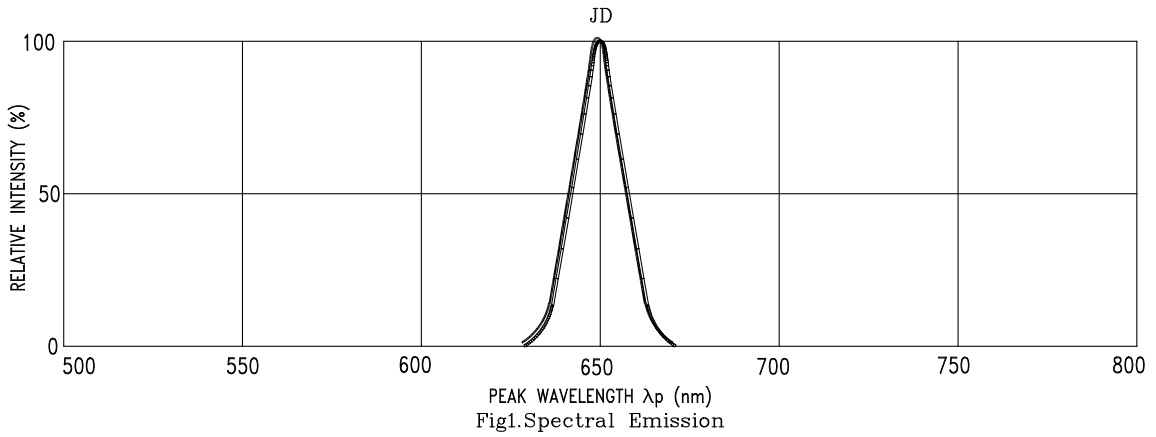
ELECTRICAL / OPTICAL CHARACTERISTICS AT Ta=25°C

PARAMETER	SYMBOL	MIN.	TYP.	MAX.	UNIT	TEST CONDITION
Average Luminous Intensity	I _v	200	650		μcd	I _F =1mA
Peak Emission Wavelength	λ _p		639		nm	I _F =20mA
Spectral Line Half-Width	Δλ		20		nm	I _F =20mA
Dominant Wavelength	λ _d		631		nm	I _F =20mA
Forward Voltage Per Segment	V _F		2.0	2.6	V	I _F =20mA
Reverse Current Per Segment	I _R			100	μA	V _R =5V
Luminous Intensity Matching Ratio	I _v -m			2:1		I _F =1mA

Note: Luminous intensity is measured with a light sensor and filter combination that approximates the CIE (Commision Internationale De L'Eclairage) eye-response curve.

TYPICAL ELECTRICAL / OPTICAL CHARACTERISTIC CURVES

(25°C Ambient Temperature Unless Otherwise Noted)



NOTE : JD=AlInGaP HYPER RED