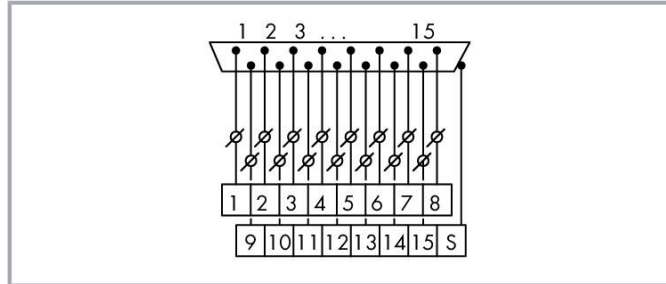



Data sheet | Item number: 289-722

Interface module; with solder pin; Male connector; 25-pole; Double-deck PCB terminal blocks; in mounting carrier; Mating connector for solder connection; 2,50 mm²



www.wago.com/289-722



 Picture differs from the item.

Similar to picture

Data Notes

Note

One solder terminal per pole is available for testing and patching (except for shield contact).

Electrical data

Operating voltage	≤30 VAC; ≤50 VDC
Nominal current	2 A
Contact resistance (max.)	30 mΩ
Specialty functions	With solder pin with shield connection

Subject to changes. Please also observe the further product documentation!

WAGO GmbH & Co. KG
Hansastr. 27
32423 Minden
Phone: +49571 887-0 | Fax: +49571 887-169
Email: info.de@wago.com | Web: www.wago.com

Do you have any questions about our products?
We are always happy to take your call at +49 (571) 887-44222.



Safety and protection

Rated voltage	50 V
Pollution degree	2
Protection type	IP00; Notice! Live parts can be easily touched! Protection against direct contact must be provided by the equipment manufacturer, e.g., using a WAGO 709 Series Cover (see "Accessories") or a similar cover. The installation guidelines must be observed for each individual application.
Dielectric strength (channel/channel) (AC, 1 min.)	1.3 kV _{rms}
Insulation type	Functional insulation

Connection data

Performance level	2 / 200 mating cycles
Strain relief	UNC 4-40 stud bolt

Connection 1

Connector	D-subminiature male connector
Pole number 1	25
Connection type 1	System
Note (conductor cross-section)	12 AWG: THHN, THWN
Mating direction	vertical
For mating connector	with solder contact
Connection type	Male connector; D-sub/HD D-sub

Connection 2

Design 2	PCB terminal blocks (double-deck)
Pole number 2	26
Connection type 2	Field
Connection technology 2	CAGE CLAMP®
WAGO connector 2	WAGO 736 Series
Solid conductor 2	0.08 ... 2.5 mm ² / 28 ... 12 AWG
Fine-stranded conductor 2	0.08 ... 2.5 mm ² / 28 ... 12 AWG
Strip length 2	5 ... 6 mm / 0.2 ... 0.24 inches

Subject to changes. Please also observe the further product documentation!

WAGO GmbH & Co. KG
 Hansastr. 27
 32423 Minden
 Phone: +49571 887-0 | Fax: +49571 887-169
 Email: info.de@wago.com | Web: www.wago.com

Do you have any questions about our products?
 We are always happy to take your call at +49 (571) 887-44222.



Physical data

Width	69 mm / 2.717 inches
Height	85 mm / 3.346 inches
Depth from upper-edge of DIN-rail	48 mm / 1.89 inches

Mechanical Data

Mounting type	DIN-35 rail
Housing design	Mounting carrier

Material Data

Contact material (connector)	Au over Ni
Fire load	1.203 MJ
Weight	96.9 g

Environmental requirements

Ambient temperature (operation)	-20 ... +50 °C
Ambient temperature (storage)	-40 ... +70 °C
Relative humidity	85% (non-condensing)
Operating altitude (max.)	2000 m

Standards and specifications

Standards/specifications	EN 61010-2-201
--------------------------	----------------

Commercial data

Product Group	6 (INTERFACE ELECTRONIC)
eCl@ss 10.0	27-14-11-52
eCl@ss 9.0	27-14-11-52
ETIM 8.0	EC002780
ETIM 7.0	EC002780
PU (SPU)	4 (1) pcs
Packaging type	box
Country of origin	DE
GTIN	4045454424589
Customs tariff number	85366990990

Subject to changes. Please also observe the further product documentation!

Environmental Product Compliance

RoHS Compliance Status

Compliant, No Exemption

Optional accessories

Marking accessories

Marking strip



Item no.: 709-196

Marking strips; for laser printer; translucent

www.wago.com/709-196

Item no.: 709-178

Marking strips; on reel; 7.5 mm wide; not stretchable; plain; snap-on type; white

www.wago.com/709-178

Item no.: 709-177

Marking strips; on reel; 7.5 mm wide; not stretchable; plain; snap-on type; translucent

www.wago.com/709-177

Downloads

Documentation

Bid Text

289-722 X81 - Datei	2019 Feb 19	xml 3.8 kB	Download
289-722 doc - Datei	2015 Feb 9	doc 27.6 kB	Download

Instruction Leaflet

pdf
1.3 MB
Download

Additional Information

Disposal and Recycling Electrical and electronic equipment, Batteries, Packaging	V 1.1.0 2022 Aug 18	pdf 2.2 MB	Download
---	------------------------	---------------	----------

CAD/CAE-Data

CAD data

Subject to changes. Please also observe the further product documentation!

2D/3D Models 289-722

[URL](#)

[Download](#)

CAE data

EPLAN Data Portal 289-722

[URL](#)

[Download](#)

WSCAD Universe 289-722

[URL](#)

[Download](#)

ZUKEN Portal 289-722

[URL](#)

[Download](#)

Environmental Product Compliance

Compliance Search

Environmental Product Compliance 289-722


[URL](#)

[Download](#)


Interface module; with solder pin; Male connector; 25-pole; Double-deck PCB terminal blocks; in mounting carrier; Mating connector for solder connection; 2,50 mm²

Installation Notes

Conductor termination




Conductor termination – screwdriver actuation parallel to conductor entry




Conductor termination – screwdriver actuation perpendicular to conductor entry

Installation

Subject to changes. Please also observe the further product documentation!



Snapping a module onto DIN-rail.



Removing a module from the DIN-rail.

Subject to changes. Please also observe the further product documentation!