



Fuseless motor starter Direct start 600VAC Size S00 0.35-0.5A 24V DC screw connection For screw mounting Or 35 mm rail-mounting Type of coordination 2 IQ = 150 KA Also full fills type Of coordination 1 1NO+1NC (MSP) 1NO (contactor)





product brand name	SIRIUS
product designation	non-fused motor starter 3RA2
design of the product	direct starter
manufacturer's article number	
<ul style="list-style-type: none"> • of the supplied contactor • of the supplied circuit-breakers • of the supplied link module 	3RT2015-1BB41 3RV2011-0FA15 3RA1921-1DA00
General technical data	
size of the circuit-breaker	S00
size of load feeder	S00
product extension auxiliary switch	Yes
insulation voltage with degree of pollution 3 at AC rated value	690 V
degree of pollution	3
surge voltage resistance rated value	6 kV
shock resistance according to IEC 60068-2-27	6g / 11 ms
mechanical service life (switching cycles) of contactor typical	30 000 000
type of assignment	2
Ambient conditions	
ambient temperature	
<ul style="list-style-type: none"> • during operation • during storage • during transport 	-20 ... +60 °C -50 ... +80 °C -55 ... +80 °C
Main circuit	
number of poles for main current circuit	3
design of the switching contact	electromechanical
adjustable current response value current of the current-dependent overload release	0.35 ... 0.5 A
operating voltage	
<ul style="list-style-type: none"> • rated value • at AC-3 rated value maximum 	690 V 690 V
operating frequency rated value	50 ... 60 Hz
operational current at AC-3 at 400 V rated value	0.4 A
operating power at AC-3	
<ul style="list-style-type: none"> • at 400 V rated value • at 500 V rated value • at 690 V rated value 	120 W 180 W 250 W
Control circuit/ Control	
control supply voltage at DC	

• rated value	24 V	
holding power of magnet coil at DC	4 W	
Auxiliary circuit		
number of NC contacts for auxiliary contacts	1	
number of NO contacts for auxiliary contacts	2	
Protective and monitoring functions		
trip class	CLASS 10	
design of the overload release	thermal (bimetallic)	
response value current of instantaneous short-circuit trip unit	6.5 A	
Short-circuit protection		
product function short circuit protection	Yes	
design of the short-circuit trip	magnetic	
conditional short-circuit current (I_q)		
• at 690 V according to IEC 60947-4-1 rated value	100 000 A	
• at 400 V according to IEC 60947-4-1 rated value	153 000 A	
• at 500 V according to IEC 60947-4-1 rated value	100 000 A	
Installation/ mounting/ dimensions		
mounting position	vertical	
fastening method	Snap-mounted to DIN rail or screw-mounted with additional push-in lug	
height	167.2 mm	
width	45 mm	
depth	97.1 mm	
required spacing		
• for grounded parts		
— forwards	0 mm	
— backwards	0 mm	
— upwards	20 mm	
— at the side	9 mm	
— downwards	10 mm	
• for live parts		
— forwards	0 mm	
— backwards	0 mm	
— upwards	20 mm	
— downwards	10 mm	
— at the side	9 mm	
Connections/ Terminals		
type of electrical connection for main current circuit	screw-type terminals	
type of connectable conductor cross-sections		
• for main contacts stranded	0.5 ... 4 mm ² , 2x (0.75 ... 2.5 mm ²)	
• at AWG cables for main contacts	2x (20 ... 16), only for contactor 2x (18 ... 14), 2x 12	
connectable conductor cross-section for main contacts finely stranded with core end processing	0.5 ... 2.5 mm ²	
Safety related data		
B10 value with high demand rate according to SN 31920	1 000 000	
proportion of dangerous failures with high demand rate according to SN 31920	73 %	
protection class IP on the front according to IEC 60529	IP20	
touch protection on the front according to IEC 60529	finger-safe, for vertical contact from the front	
Certificates/ approvals		
General Product Approval	For use in hazardous locations	Declaration of Conformity



[Confirmation](#)



Declaration of Conformity	Test Certificates	Marine / Shipping			
 EG-Konf.	Type Test Certificates/Test Report	Special Test Certificate	 ABS	 BUREAU VERITAS	 LRS

Marine / Shipping				other	Railway
 PRS	 RINA	 RMRS	 DNV-GL DNV GL COMPANY	Confirmation	Vibration and Shock

Dangerous Good

[Transport Information](#)

Further information

Information- and Downloadcenter (Catalogs, Brochures,...)

<https://www.siemens.com/ic10>

Industry Mall (Online ordering system)

<https://mall.industry.siemens.com/mall/en/en/Catalog/product?mlfb=3RA2115-0FA15-1BB4>

Cax online generator

<http://support.automation.siemens.com/WW/CAXorder/default.aspx?lang=en&mlfb=3RA2115-0FA15-1BB4>

Service&Support (Manuals, Certificates, Characteristics, FAQs,...)

<https://support.industry.siemens.com/cs/ww/en/ps/3RA2115-0FA15-1BB4>

Image database (product images, 2D dimension drawings, 3D models, device circuit diagrams, EPLAN macros, ...)

http://www.automation.siemens.com/bilddb/cax_de.aspx?mlfb=3RA2115-0FA15-1BB4&lang=en

Characteristic: Tripping characteristics, I^t, Let-through current

<https://support.industry.siemens.com/cs/ww/en/ps/3RA2115-0FA15-1BB4/char>

Further characteristics (e.g. electrical endurance, switching frequency)

<http://www.automation.siemens.com/bilddb/index.aspx?view=Search&mlfb=3RA2115-0FA15-1BB4&objecttype=14&gridview=view1>

last modified:

12/15/2020 