



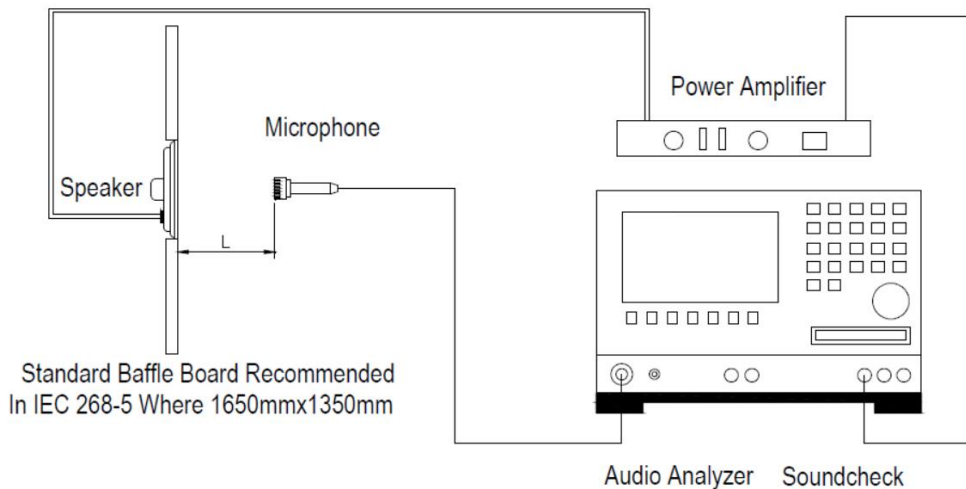
Data Sheet

AS01508MR-6-LW100-R

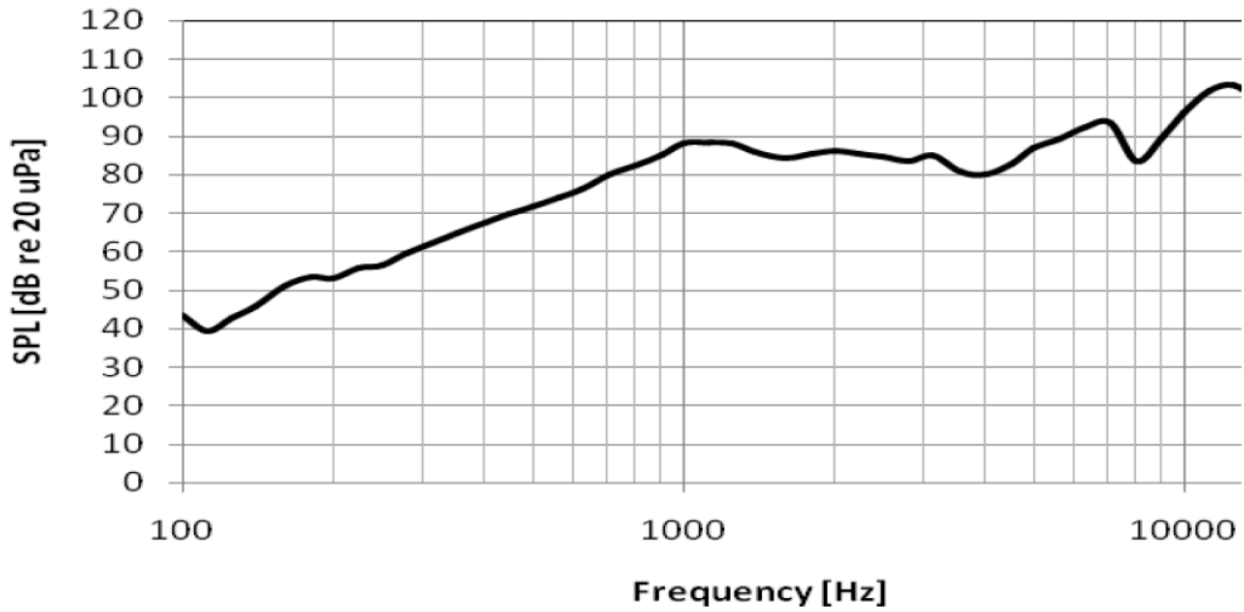
Specifications

Parameters	Values	Units
Rated Input Power	1.2	Watts
Max Input Power	1.8	Watts
Impedance	8 ± 15%	Ohms
Output SPL (Avg. @ 0.8, 1.0, 1.2, 1.5kHz; 0.1W/10cm)	88 ± 3	dB
Resonant Frequency	900 ± 20%	Hz
Frequency Range	Fo ~ 20,000	Hz
THD	<5%	-
Diaphragm Material	Mylar	-
Magnet Material	NdFeB	-
Frame Material	PBT	-
Weight	2	Grams
Environmental Compliances	ROHS/REACH	-
Storage Temperature	-40 ~ 80	°C
Operating Temperature	-30 ~ 70	°C

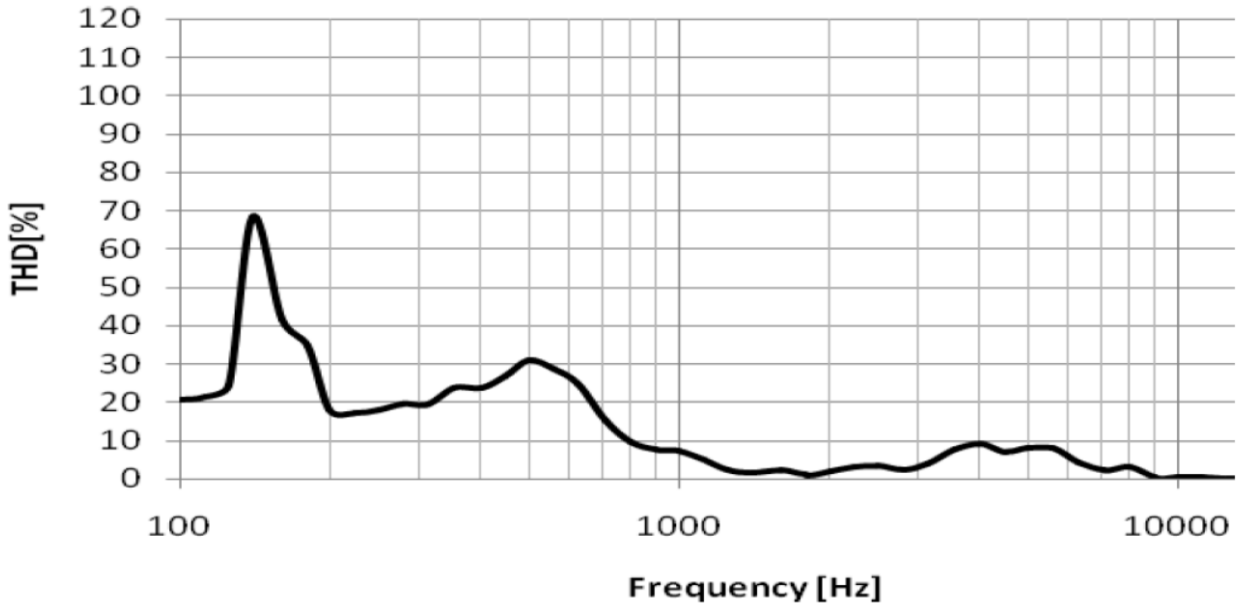
Measurement Method (0.1W, 10cm)



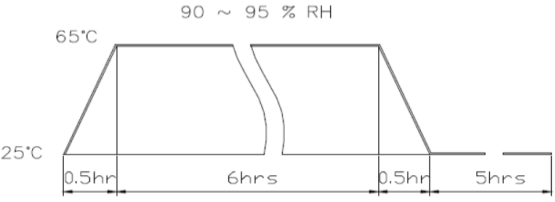
Typical Frequency Response (0.1W, 10cm)



THD Curve (0.1W, 10cm)

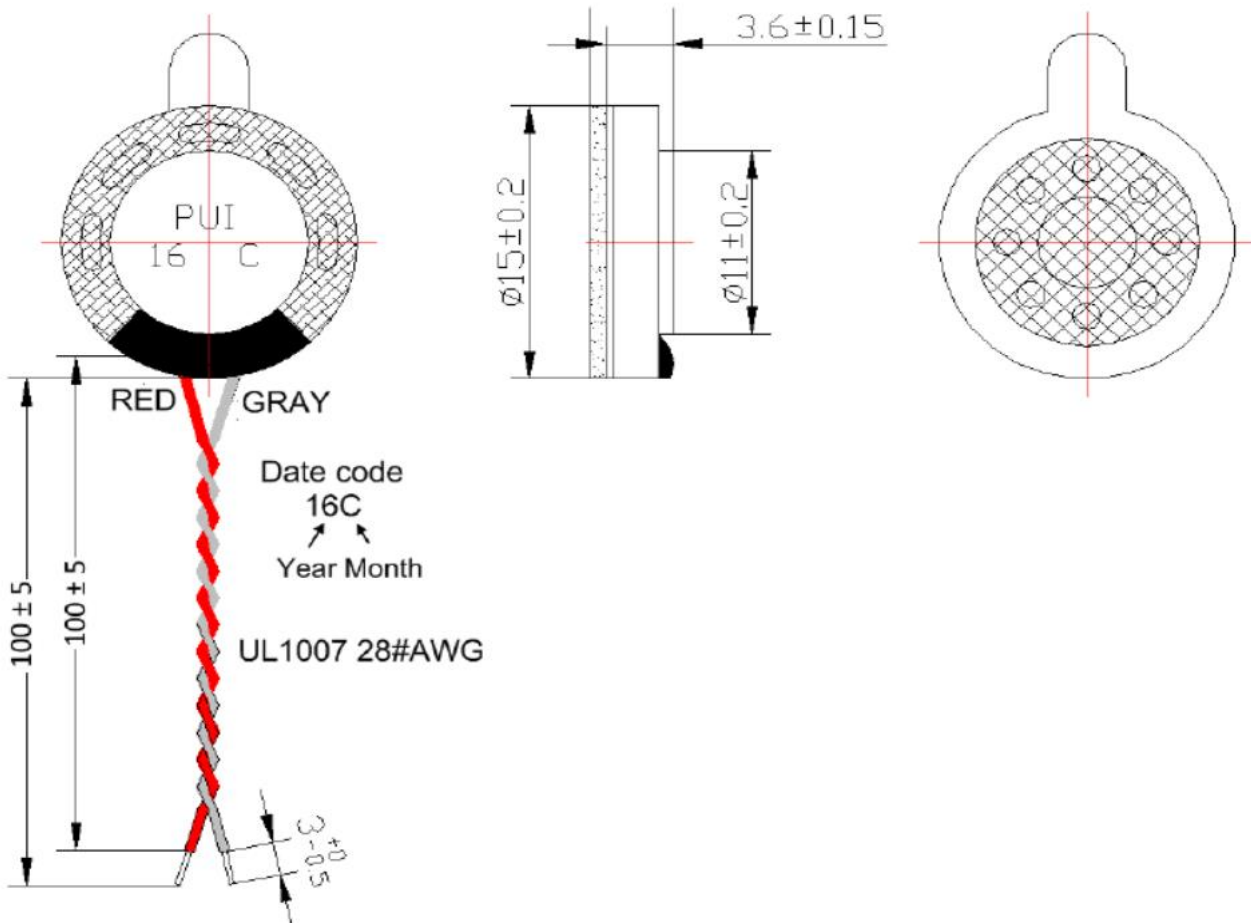


Reliability Testing

Type of Test	Test Specifications
High Temperature Test	96 hours at 70°C
Low Temperature Test	96 hours at -30°C
Humidity Test	96 hours at 30°C, 92-95% RH
Temperature Humidity Cycle Testing	Run for 5 cycles with each cycle consisting of: 
Vibration Test	Frequency: 10-55-10Hz Oct/Min Amplitude: 1.5mm Duration: 2 hours each of 33 perpendicular directions
Life Test	White-Noise at rated power for 96 hours.
Drop Test	Fix onto exclusive tool, drop on concrete surface, height 100cm; all 6 surfaces, 5 time each, total 30 times

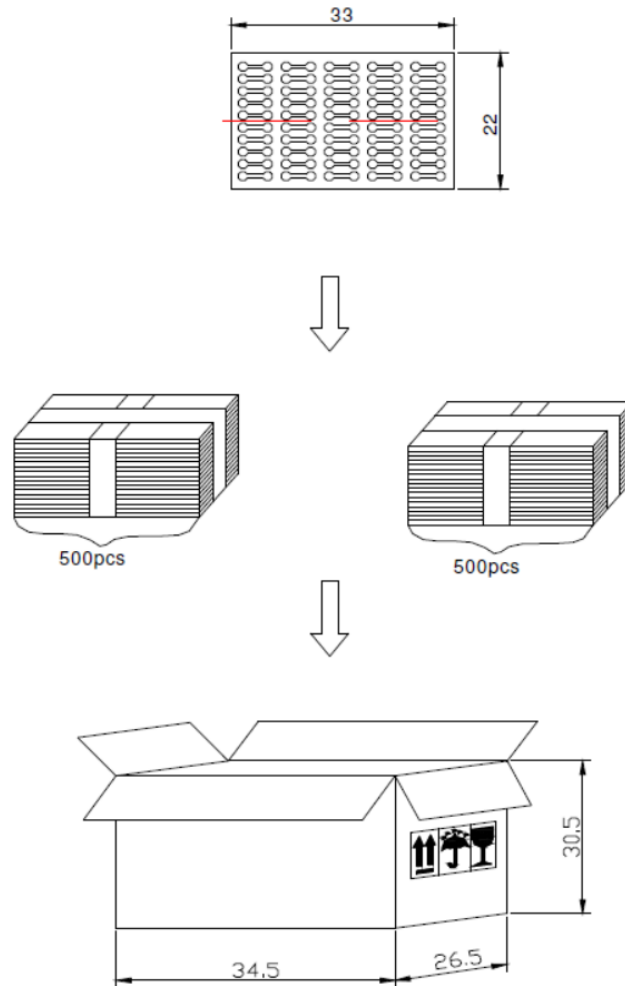
After each test the part shall be within $\pm 3\text{dB}$ of initial SPL.

Dimensions



Packaging

- 50pcs Tray
- 10 Trays per stack (500pcs)
- 2 Stacks Master Carton (1000pcs)



Specifications Revisions

Revision	Description	Date
A	Released from Engineering	11/12/2019

Note:

1. Unless otherwise specified:
 - A. All dimensions are in millimeters.
 - B. Default tolerances are $\pm 0.5\text{mm}$ and angles are $\pm 3^\circ$.
2. Specifications subject to change or withdrawal without notice.