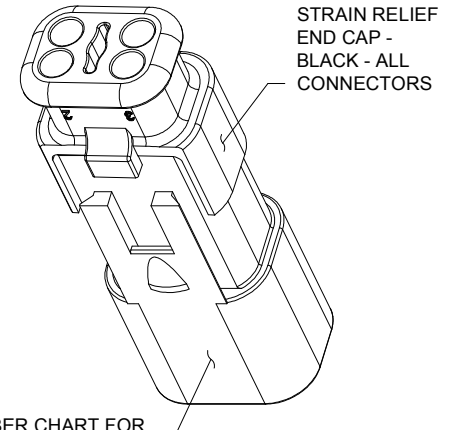
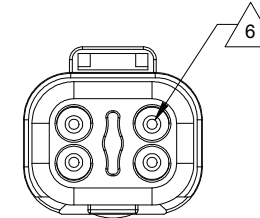
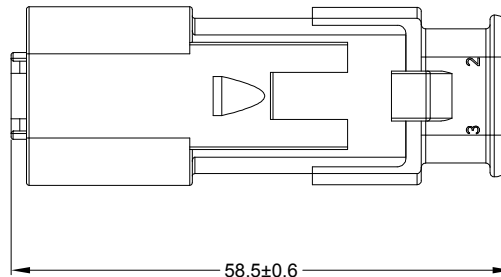
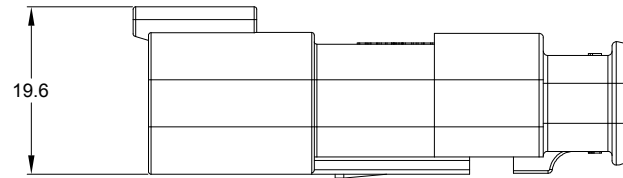
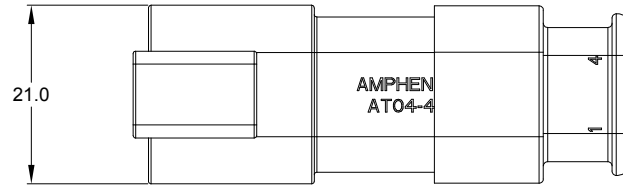
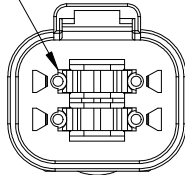


| REVISIONS |        |                        |         |       |       |
|-----------|--------|------------------------|---------|-------|-------|
| REV       | ECO    | DESCRIPTION            | DATE    | BY    | APPR  |
| A3        | -      | RELEASE NEW DWG FORMAT | 11DEC13 | DRP   | -     |
| A4        | C0540S | UPDATE DIMENSIONS      | 22JUL16 | JONY  | TOMMY |
| A5        | -      | ADD COLOR OPTION       | 23NOV20 | LOUIE | TOMMY |



REQUIRES CONTACT RETENTION WEDGE AW4P



NOTES: UNLESS OTHERWISE SPECIFIED

- MATERIAL:  
HOUSING: THERMOPLASTIC  
SEAL: SILICONE RUBBER
- MODIFICATIONS: STRAIN RELIEF END CAP
- SPECIFICATIONS:
  - CURRENT RATING: 13 AMPS
  - OPERATING TEMPERATURE: -55°C TO +125°C
  - DIELECTRIC WITHSTANDING VOLTAGE: LESS THAN 2 MILLIAMPS CURRENT LEAKAGE @ 1500 VOLTS AC.
  - INSULATION RESISTANCE: 1000 MEGOHMS MIN @ 25°C.
  - MOISTURE RESISTANCE:  
IP68(1M OF WATER FOR A PERIOD OF 24 HOURS, MATED CONDITION)  
IP69K(MATED CONDITION)
  - MATING CYCLE DURABILITY: 100 CYCLES
  - RoHS COMPLIANT

- MATING PART: AT06-4S\* PLUG  
(\* = MODIFICATIONS AND COLORS)
- ALL DIMENSIONS ARE FOR REFERENCE USE ONLY.

6 CONTACT SIZE AND REAR SEAL WIRE RANGE:

| CONTACT SIZE | MIN. INSUL O.D.   | MAX. INSUL O.D.   | TYPICAL WIRE RANGE                    |
|--------------|-------------------|-------------------|---------------------------------------|
| 16           | 2.24 mm (.088 in) | 3.68 mm (.145 in) | 14 - 20 AWG (2.0-0.5mm <sup>2</sup> ) |

| PART NUMBER CHART |                 |
|-------------------|-----------------|
| COLOR             | PART NUMBER     |
| GREY              | AT04-4P-SR01GRY |
| BLACK             | AT04-4P-SR01BLK |
| BLUE              | AT04-4P-SR01BLU |
| BROWN             | AT04-4P-SR01BRN |
| GREEN             | AT04-4P-SR01GRN |
| RED               | AT04-4P-SR01RED |
| WHITE             | AT04-4P-SR01WHT |
| YELLOW            | AT04-4P-SR01YEL |
| ORANGE            | AT04-4P-SR01ORG |

REFER TO PART NUMBER CHART FOR AVAILABLE CONNECTOR COLORS

| QUANTITY                              | PART NUMBER | DESCRIPTION  | ITEM |
|---------------------------------------|-------------|--|------|
| SEE PART NUMBER CHART                 |             |  |      |
| MATERIALS LIST                        |             |  |      |
| UNLESS OTHERWISE SPECIFIED            |             | SIGNATURES   |      |
| 1) All dimensions are in metric (mm). |             | DATE   |      |
| 2) Tolerances are as follows:         |             | DRAWN: LOUIE 23NOV20   |      |
| 1 PL DEC ±0.30                        |             | CHECKED: ORION 25NOV20   |      |
| 2 PL DEC ±0.16                        |             | ENGINEER:  |      |
| 3 PL DEC ±0.08                        |             | APPROVAL: TOMMY 27NOV20  |      |
| 3) Note reference =                   |             | CUSTOMER:  |      |
| MATERIAL SPECIFICATIONS:              |             | THIS DRAWING IS SUPPLIED FOR INFORMATION ONLY. DESIGN FEATURES, SPECIFICATIONS AND PERFORMANCE DATA SHOWN HEREON ARE THE PROPERTY OF THE AMPHENOL CORPORATION. NO RIGHTS OF REPRODUCTION ARE IMPLIED. ALL DIMENSIONS ARE SUBJECT TO NORMAL MANUFACTURING VARIATIONS. |      |
| PROCESS SPECIFICATIONS:               |             | SIZE TYPE DWG NO. REVISION   |      |
| NEXT ASSY:                            |             | B C- AT04-4P-SR01XXX A5  |      |
| SCALE: NONE                           |             | SHEET 1 OF 1   |      |

TITLE: RECEPTACLE, 4 PIN, AT SERIES, STRAIN RELIEF END CAP  
DWG NO: AT04-4P-SR01XXX  
REV: A5  
SH: 1  
OF: 1

# AT Series™ - Contact Size 16 Options

| Machined Contacts, Sockets & Pins |  |      |       |          |
|-----------------------------------|--|------|-------|----------|
| Part Number                       | Description                            | Size | AWG   | Type     |
| AT60-215-1631                     | Male Contact - Pin, Gold-plated        | 16   | 14    | Machined |
| AT62-209-1631                     | Female Contact - Socket, Gold-plated   | 16   | 14    | Machined |
| AT60-215-16141                    | Male Contact - Pin, Nickel-plated      | 16   | 14    | Machined |
| AT62-209-16141                    | Female Contact - Socket, Nickel-plated | 16   | 14    | Machined |
| AT60-202-1631                     | Male Contact - Pin, Gold-plated        | 16   | 16-20 | Machined |
| AT62-201-1631                     | Female Contact - Socket, Gold-plated   | 16   | 16-20 | Machined |
| AT60-202-16141                    | Male Contact - Pin, Nickel-plated      | 16   | 16-20 | Machined |
| AT62-201-16141                    | Female Contact - Socket, Nickel-plated | 16   | 16-20 | Machined |
| AT60-202-1631-22                  | Male Contact - Pin, Gold-plated        | 16   | 22-24 | Machined |
| AT62-201-1631-22                  | Female Contact - Socket, Gold-plated   | 16   | 22-24 | Machined |
| AT60-202-16141-22                 | Male Contact - Pin, Nickel-plated      | 16   | 22-24 | Machined |
| AT62-201-16141-22                 | Female Contact - Socket, Nickel-plated | 16   | 22-24 | Machined |

| Tooling - Machined Contacts   |             |   |
|---|-------------|---|
| Part  | Part Number | Description   |
|  | CA-5D12     | Universal Hand Crimp Tool, Size 12/16/20 (Machined contacts only) |
|  | CA-5E12     | Pneumatic Crimp Tool, Size 12/16/20 (Machined contacts only)      |

| Contact Removal Tools   |               |   |
|---|---------------|---|
| Part  | Part Number   | Description   |
|  | ATRT-100      | Used for removal of contacts for A Series™ products |
|  | AT11-310-1605 | Contact Removal Tool, Plastic, Size 16              |
|  | A114017       | Sealing Plug, Size 16, White                        |

| Stamped & Formed Contacts, Sockets & Pins |  |      |       |                  |
|---|--|------|-------|------------------|
| Part Number                               | Description                            | Size | AWG   | Type             |
| AT60-14-0144                              | Male Contact - Pin, Gold-plated        | 16   | 14-16 | Stamped & Formed |
| AT62-14-0144                              | Female Contact - Socket, Gold-plated   | 16   | 14-16 | Stamped & Formed |
| AT60-14-0122                              | Male Contact - Pin, Nickel-plated      | 16   | 14-16 | Stamped & Formed |
| AT62-14-0122                              | Female Contact - Socket, Nickel-plated | 16   | 14-16 | Stamped & Formed |
| AT60-16-0144                              | Male Contact - Pin, Gold-plated        | 16   | 16-18 | Stamped & Formed |
| AT62-16-0144                              | Female Contact - Socket, Gold-plated   | 16   | 16-18 | Stamped & Formed |
| AT60-16-0122                              | Male Contact - Pin, Nickel-plated      | 16   | 16-18 | Stamped & Formed |
| AT62-16-0122                              | Female Contact - Socket, Nickel-plated | 16   | 16-18 | Stamped & Formed |
| AT60-16-0644                              | Male Contact - Pin, Gold-plated        | 16   | 18-20 | Stamped & Formed |
| AT62-16-0644                              | Female Contact - Socket, Gold-plated   | 16   | 18-20 | Stamped & Formed |
| AT60-16-0622                              | Male Contact - Pin, Nickel-plated      | 16   | 18-20 | Stamped & Formed |
| AT62-16-0622                              | Female Contact - Socket, Nickel-plated | 16   | 18-20 | Stamped & Formed |
| AT60-16-0844                              | Male Contact - Pin, Gold-plated        | 16   | 20-22 | Stamped & Formed |
| AT62-16-0844                              | Female Contact - Socket, Gold-plated   | 16   | 20-22 | Stamped & Formed |
| AT60-16-0822                              | Male Contact - Pin, Nickel-plated      | 16   | 20-22 | Stamped & Formed |
| AT62-16-0822                              | Female Contact - Socket, Nickel-plated | 16   | 20-22 | Stamped & Formed |

| Tooling - Stamped & Formed Contacts   |             |   |
|---|-------------|---|
| Part  | Part Number | Description   |
|   | MFX-3950    | Crimp Die - Size 16, 18-20AWG (S&F contacts only)       |
|   | MFX-3953    | Crimp Die - Size 16, 16-18AWG (S&F contacts only)       |
|   | MFX-3975    | Crimp Die - Size 16, 14-16AWG (S&F contacts only)       |
|   | MFX-3990    | Crimp Die - Size 16, 20-22AWG (S&F contacts only)       |
|  | ATT-16-00   | Hand Crimp Tool - Size 16, 14-16AWG (S&F contacts only) |
|   | ATT-16-01   | Hand Crimp Tool - Size 16, 18-20AWG (S&F contacts only) |
|   | ATT-1612-03 | Hand Crimp Tool - Size 16, 20-22AWG (S&F contacts only) |

**Amphenol Sine Systems**  
 44724 Morley Drive  
 Clinton Township, MI 48036 USA  
[www.amphenol-sine.com](http://www.amphenol-sine.com)  
 09/2021