

注記
NOTES

1. 端部コネクタについては2ページ目 (: SIDE ENTRY)、
3ページ目 (: TOP ENTRY) を参照してください
REFER TO THE SHEET 2 OF 3 (SIDE ENTRY)
OR SHEET 3 OF 3 (TOP ENTRY) ABOUT PLUG CONNECTOR

2. 配線表
TERMINATION

CN1	CN2
N	1
N-1	2
N-2	3
⋮	⋮
3	N-2
2	N-1
1	N

3. ELV及びRoHS 適合品
ELV AND RoHS COMPLIANT

極性表示マーク (回路番号 1側)
CKT. IDENTIFICATION MARK (CKT. NO.1)

CN2側

CN1側

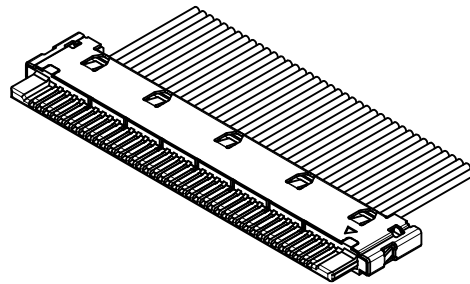
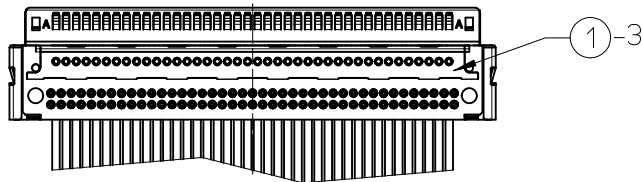
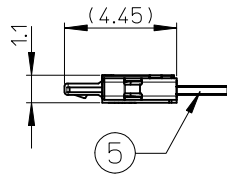
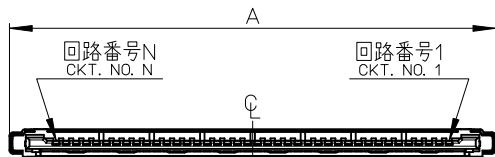
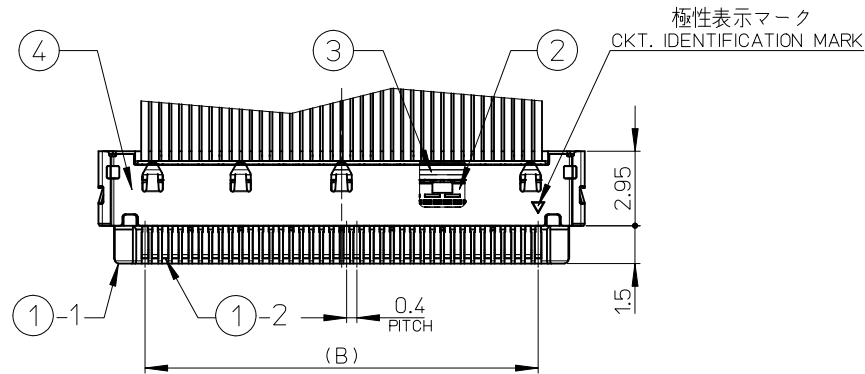
極性表示マーク (回路番号 1側)
CKT. IDENTIFICATION MARK (CKT. NO.1)

TOP ENTRY	TOP ENTRY	100	501800-5032	50
SIDE ENTRY	TOP ENTRY	100	501800-5031	50
SIDE ENTRY	SIDE ENTRY	100	501800-5030	50
TOP ENTRY	TOP ENTRY	100	501800-4032	40
SIDE ENTRY	TOP ENTRY	100	501800-4031	40
SIDE ENTRY	SIDE ENTRY	100	501800-4030	40
TOP ENTRY	TOP ENTRY	100	501800-3032	30
SIDE ENTRY	TOP ENTRY	100	501800-3031	30
SIDE ENTRY	SIDE ENTRY	100	501800-3030	30
CN1 CONNECTOR	CN2 CONNECTOR	L	製品番号 MATERIAL NO.	極数 CKT.

MODEL NO. 501800-****/P08-6D0004-*

RELEASED EC NO: J2012-0021 DRWNS: ISUZUKI 2011/04/12 CHKD: APPR: SSUEOKA 2011/08/05 REV: O	DESCRIPTION 2011/08/05	GENERAL TOLERANCES (UNLESS SPECIFIED)		DIMENSION STYLE		SCALE		DESIGN UNITS		TITLE 0.4 WIRE TO BOARD CONN. PLUG HARNESS MOLEX INCORPORATED SD-501800-003 SHEET NO. 1 OF 3
				MM ONLY		1:1		METRIC		
		10 UNDER	±0.2	DRAWN BY	DATE	TILE				
		10 OVER 30 UNDER	±0.25	ISUZUKI	2011/04/12					
30 OVER	±0.3	CHECKED BY	DATE	APPROVED BY		DATE		THIRD ANGLE PROJECTION		
ANGULAR ±3 °				SSUEOKA		2011/08/05		MOLEX		
DRAFT WHERE APPLICABLE MUST REMAIN WITHIN DIMENSIONS				MATERIAL NO.		DOCUMENT NO.				
				SEE TABLE		SD-501800-003				
				SIZE A3		THIS DRAWING CONTAINS INFORMATION THAT IS PROPRIETARY TO MOLEX INCORPORATED AND SHOULD NOT BE USED WITHOUT WRITTEN PERMISSION				

番号 NO.	部品 PART NAME	材質/仕上げ MATERIAL/FINISH
①	モールド MOLD	液晶ポリマー(LCP)、ガラス充填、UL94V-0、黒色 LIQUID CRYSTAL POLIMER(LCP), GLASS FILLED, UL94V-0, BLACK
	ターミナル TERMINAL	磷青銅 PHOSPHOR BRONZE 接点部 : 金メッキ 0.2μm MIN. CONTACT AREA : GOLD 0.2μm MIN. 下地メッキ : ニッケルメッキ1.5μm MIN. UNDER PLATING : NICKEL 1.5μm MIN.
	ローシェル LOWER SHELL	ステンレス鋼 STAINLESS STEEL 半田付け処理 SOLDERABILITY IMPROVEMENT COAT (Au COAT) 下地メッキ : ニッケルメッキ1.0μm MIN. UNDER PLATING : NICKEL 1.0μm MIN.
②	ロケータハウジング LOCATOR HOUSING	ポリアミド (PA)、ガラス充填、UL94V-0、黒色 POLYAMIDE(PA), GLASS FILLED, UL94V-0, BLACK
③	クランプシェル CRAMP SHELL	磷青銅 PHOSPHOR BRONZE 半田付け処理 SOLDERABILITY IMPROVEMENT COAT (Au COAT) 下地メッキ : ニッケルメッキ1.0μm MIN. UNDER PLATING : NICKEL 1.0μm MIN.
④	アッパーシェル UPPER SHELL	ステンレス鋼 STAINLESS STEEL 半田付け処理 SOLDERABILITY IMPROVEMENT COAT (Au COAT) 下地メッキ : ニッケルメッキ1.0μm MIN. UNDER PLATING : NICKEL 1.0μm MIN.
⑤	同軸電線 COAXIAL WIRE	AWG #42電線 AWG#42 WIRE



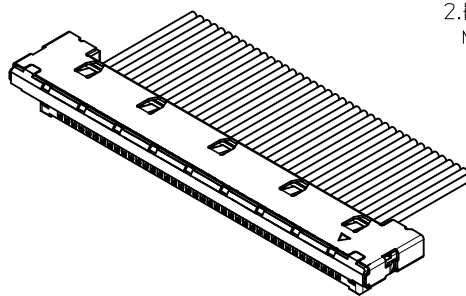
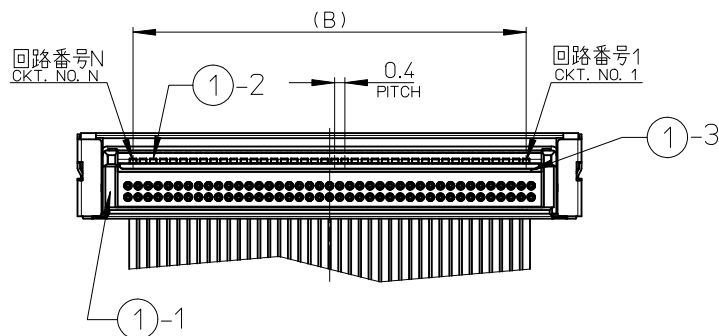
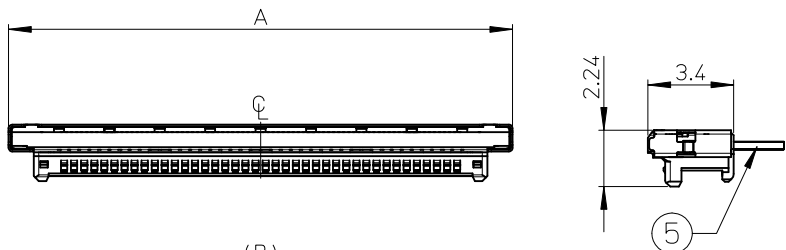
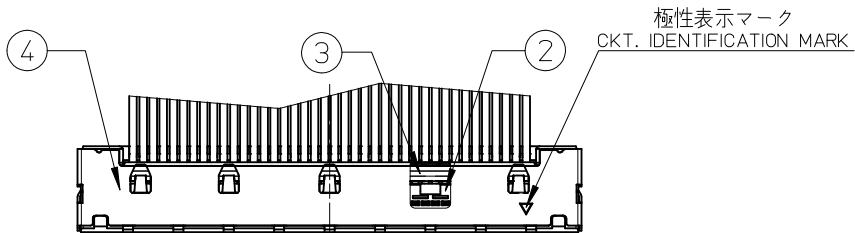
注記
NOTES

- このシートはサイドエントリタイプのコネクタ部分に適用
SHEET 2 OF 3 IS APPLIED TO SIDE ENTRY TYPE CONNECTOR
- 嵌合相手 : 501044-**09 (エンボス梱包品 : 501044-**10)
MATES WITH: 501044-**09 (EMBOSSED PACKAGING: 501044-**10)

19.6	23.3	501800-5031	50
19.6	23.3	501800-5030	50
15.6	19.3	501800-4031	40
15.6	19.3	501800-4030	40
11.6	15.3	501800-3031	30
11.6	15.3	501800-3030	30
B	A	製品番号 MATERIAL NO.	極数 CKT.
MODEL NO.		501800-****	

RELEASED EC NO: J2012-0021 DRWNS: ISUZUKI 2011/04/12 CHKD: APPR: SSUEOKA 2011/08/05		GENERAL TOLERANCES (UNLESS SPECIFIED)	DIMENSION STYLE MM ONLY	SCALE 1:1	DESIGN UNITS METRIC	THIRD ANGLE PROJECTION
10 UNDER	±0.2	DRAWN BY SISUZUKI	DATE 2011/04/12	TITLE 0.4 WIRE TO BOARD CONN. PLUG HARNESS		
10 OVER 30 UNDER	±0.25	CHECKED BY	DATE			
30 OVER	±0.3	APPROVED BY SSUEOKA	DATE 2011/08/05	MOLEX INCORPORATED		
ANGULAR	±3 °	MATERIAL NO.	DOCUMENT NO.			
DRAFT WHERE APPLICABLE MUST REMAIN WITHIN DIMENSIONS		SEE TABLE		SD-501800-003		
SIZE A3		THIS DRAWING CONTAINS INFORMATION THAT IS PROPRIETARY TO MOLEX INCORPORATED AND SHOULD NOT BE USED WITHOUT WRITTEN PERMISSION				

番号 NO.	部品 PART NAME		材質/仕上げ MATERIAL/FINISH
①	モールド MOLD	①-1	液晶ポリマー(LCP)、ガラス充填、UL94V-0、黒色 LIQUID CRYSTAL POLIMER(LCP), GLASS FILLED, UL94V-0, BLACK
	ターミナル TERMINAL	①-2	磷青銅 PHOSPHOR BRONZE 接点部 : 金メッキ 0.2μm MIN. CONTACT AREA : GOLD 0.2μm MIN. 下地メッキ : ニッケルメッキ1.5μm MIN. UNDER PLATING : NICKEL 1.5μm MIN.
	ローシェル LOWER SHELL	①-3	ステンレス鋼 STAINLESS STEEL 半田付け処理 SOLDERABILITY IMPROVEMENT COAT (Au COAT) 下地メッキ : ニッケルメッキ1.0μm MIN. UNDER PLATING : NICKEL 1.0μm MIN.
②	ロケータハウジング LOCATOR HOUSING		ポリアミド (PA)、ガラス充填、UL94V-0、黒色 POLYAMIDE(PA), GLASS FILLED, UL94V-0, BLACK
③	クランプシェル CRAMP SHELL		磷青銅 PHOSPHOR BRONZE 半田付け処理 SOLDERABILITY IMPROVEMENT COAT (Au COAT) 下地メッキ : ニッケルメッキ1.0μm MIN. UNDER PLATING : NICKEL 1.0μm MIN.
④	アッパーシェル UPPER SHELL		ステンレス鋼 STAINLESS STEEL 半田付け処理 SOLDERABILITY IMPROVEMENT COAT (Au COAT) 下地メッキ : ニッケルメッキ1.0μm MIN. UNDER PLATING : NICKEL 1.0μm MIN.
⑤	同軸電線 COAXIAL WIRE		AWG #42電線 AWG#42 WIRE



注記
NOTES

- このシートはトップエントリタイプのコネクタ部分に適用
SHEET 3 OF 3 IS APPLIED TO TOP ENTRY TYPE CONNECTOR
- 嵌合相手 : 501083-**09 (エンボス梱包品 : 501083-**10)
MATES WITH: 501083-**09 (EMBOSSED PACKAGING:501083-**10)

19.6	24	501800-5032	50
19.6	24	501800-5031	50
15.6	20	501800-4032	40
15.6	20	501800-4031	40
11.6	16	501800-3032	30
11.6	16	501800-3031	30
B	A	製品番号 MATERIAL NO.	極数 CKT.
MODEL NO.		501800-****	

RELEASED EC NO: J2012-0021 DRWNS: ISUZUKI 2011/04/12 CHKD: SSUEOKA APPR: SSUEOKA 2011/08/05 REV: 0	GENERAL TOLERANCES (UNLESS SPECIFIED)		DIMENSION STYLE MM ONLY		SCALE 1:1	DESIGN UNITS METRIC	THIRD ANGLE PROJECTION
	10 UNDER	±0.2	DRAWN BY SISUZUKI	DATE 2011/04/12	TITLE 0.4 WIRE TO BOARD CONN. PLUG HARNESS		
	10 OVER 30 UNDER	±0.25	CHECKED BY	DATE	MOLEX INCORPORATED		
	30 OVER	±0.3	APPROVED BY SSUEOKA	DATE 2011/08/05	DOCUMENT NO. SD-501800-003		
	ANGULAR ±3 ° DRAFT WHERE APPLICABLE MUST REMAIN WITHIN DIMENSIONS		MATERIAL NO. SEE TABLE		SHEET NO. 3 OF 3		
		SIZE A3		THIS DRAWING CONTAINS INFORMATION THAT IS PROPRIETARY TO MOLEX INCORPORATED AND SHOULD NOT BE USED WITHOUT WRITTEN PERMISSION			