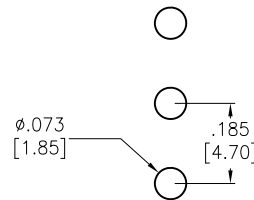
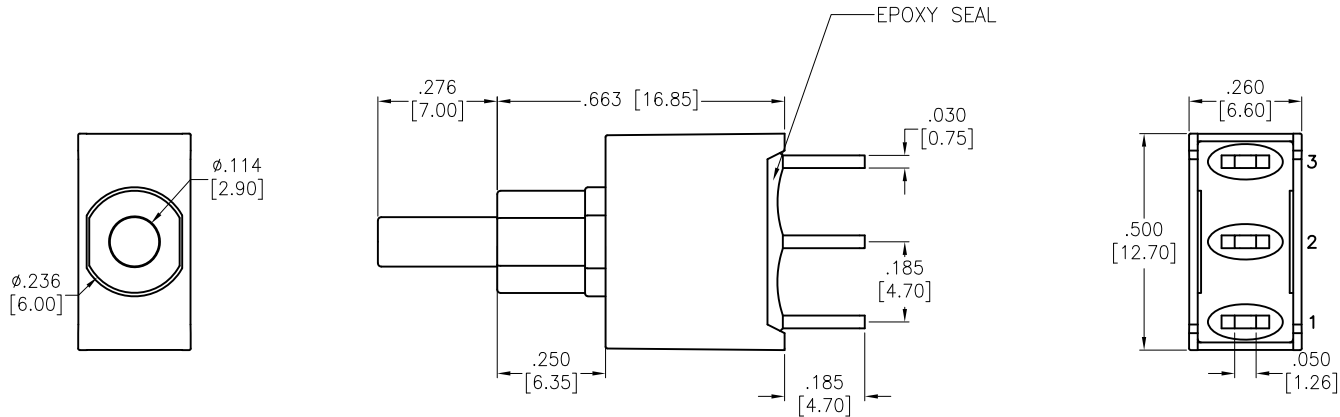
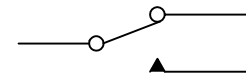


APPROVED: _____
 DATE: _____ TITLE: _____

Rev	AWO #	Description	Date	Appr
-		RELEASED	2/20/21	
A		ADDED SPEC.	6/21/21	WX/RC



RECOMMENDED PCB LAYOUT



CIRCUIT DIAGRAM
(SPDT) ON-MOMENTARY

SPECIFICATIONS:

Material:
 Movable Contact: Copper Alloy, Silver Plated
 Terminal: Copper Alloy, Silver Plated with outer layer in gold plating
 Electrical:
 Voltage rating: 120VAC or 38VDC
 Current rating: 1 Amps
 Contact resistance: 10 mΩ max
 Insulation resistance: 1,000 Mohms min
 Dielectric withstanding voltage: 1,500V RMS @Sea level
 Mechanical:
 Waterproof: IP68
 Temperature Rating:
 Operating temperature: -30°C to +85°C
 Environmental:
 Lead free, RoHS compliant



UNLESS OTHERWISE SPECIFIED
 ALL DIMENSIONS ARE INCHES [MM]
 TOLERANCES: EXCEPT AS NOTED
 INCHES HOLES
 .X ± .10 Ø.X ± .10
 .XX ± .020 Ø.XX ± .015
 .XXX ± .015 Ø.XXX ± .010



909 Rahway Avenue,
 Union, NJ 07083
 Phone: 908-687-5000
 Fax: 908-687-5710

APPROVALS		DATE
DRAWN	WX	2/20/21
CHECKED	AC	2/20/21
APPROVED		

TITLE PUSHBUTTON SWITCH, SPDT, ON-MOMENTARY , GOLD OVER SILVER PLATED, PCB TYPE, IP68		
SIZE X	PART NO. SW-PB8-AA00B2GE-2	REV. A
REF: S00198T	SCALE: NTS	SHEET 1 OF 1