



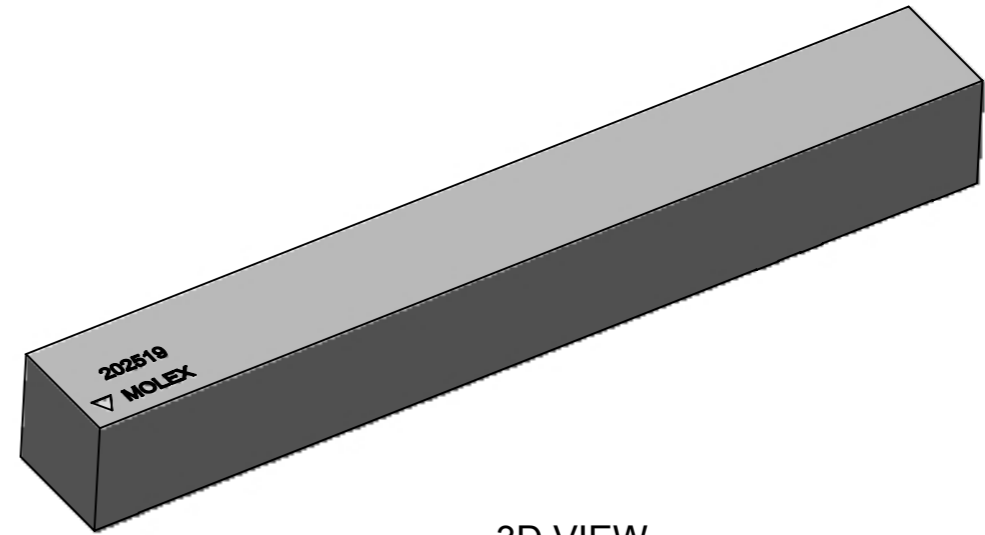
REV	DATE	DESCRIPTION
A	2016/12/12	NEW RELEASE
B	2020/01/09	UPDATE FORMAT



TOP VIEW



SIDE VIEW

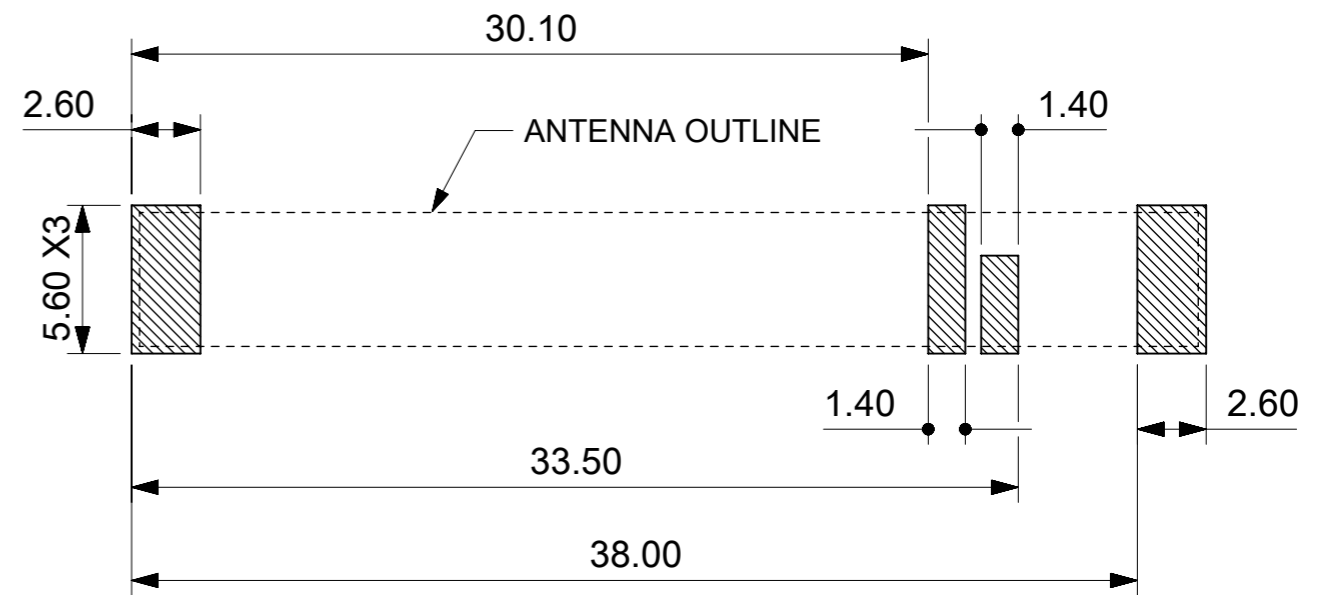


3D VIEW



BOTTOM VIEW

PADS OF PRODUCT FOR SOLDER



RECOMMENDED PCB LAYOUT

NOTES:

1. MATERIAL: CERAMIC.
2. PATTERN: Ag PLATED, THICKNESS 4-10um.
3. PACKAGE SPEC. REFER TO PK OF 2025190001.
4. PRODUCT SPEC. REFER TO PS OF 2025190001.
5. APPLICATION SPEC. REFER TO AS OF 2025190001.
6. SUGGEST TO USE RED GLUE UNDER PART BEFORE SMT IF APPLICATION CONDITION IS STRICT.

THIS DRAWING CONTAINS INFORMATION THAT IS PROPRIETARY TO MOLEX ELECTRONIC TECHNOLOGIES, LLC AND SHOULD NOT BE USED WITHOUT WRITTEN PERMISSION											
SYMBOLS	DIMENSION UNITS	SCALE	CURRENT REV DESC:								
	mm	2:1									
▽ = 0	GENERAL TOLERANCES (UNLESS SPECIFIED)		EC NO: 630268				FULL LTE SMT ANTENNA				
▽ = 0	ANGULAR TOL ± 1.0°		DRWN: KCHENG06 2017/11/08								
▽ = 0	4 PLACES ±		CHK'D: XJSONG 2020/01/13				PRODUCT CUSTOMER DRAWING				
▽ = 0	3 PLACES ± 0.2		APPR: XJSONG 2020/01/13								
▽ = 0	2 PLACES ± 0.3		INITIAL REVISION:				DOCUMENT NUMBER				
▽ = 0	1 PLACE ± 0.5		DRWN: TZHOU07 2016/12/01							2025190001	
▽ = 0	0 PLACES ± 1.0		APPR: CYU08 2016/12/13				DOC TYPE				
■ = 0	DRAFT WHERE APPLICABLE MUST REMAIN WITHIN DIMENSIONS		THIRD ANGLE PROJECTION		DRAWING					SERIES	
▽ = 0			A3-SIZE		202519		GENERAL MARKET		SHEET NUMBER		
										1 OF 1	