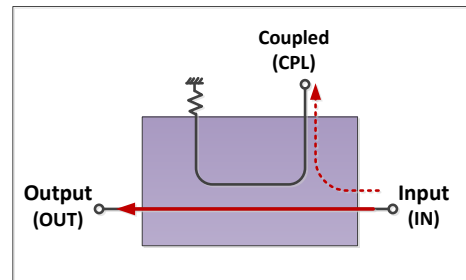




RoHS Compliant

Electrical schematic

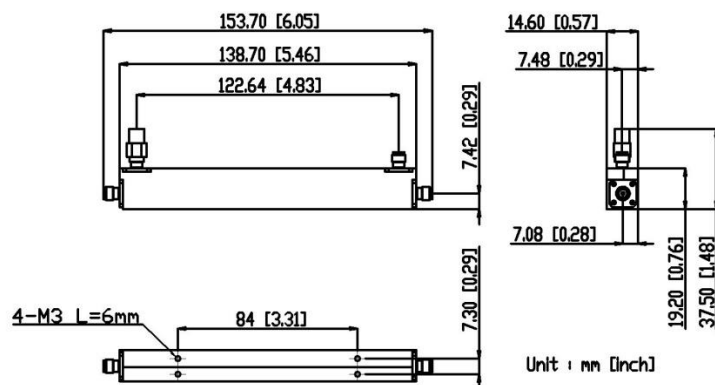


Electrical Specifications

Parameter	Unit	Frequency (GHz)	Min.	Typ.	Max.
Nominal Coupling	dB	0.5 – 20	18.8	20	21.2
Coupling Flatness		0.5 – 20		±0.7	±1.1
Directivity		0.5 – 18.5	17	21	
		18.5 – 20	15	17	
Insertion Loss		0.5 – 20		1.4	1.7
Main Line VSWR	:1	0.5 – 18.5		1.20	1.35
		18.5 – 20		1.30	1.40
Coupled Line VSWR		0.5 – 18.5		1.25	1.35
		18.5 – 20		1.30	1.45
Average Power Handling	W	0.5 – 20			20

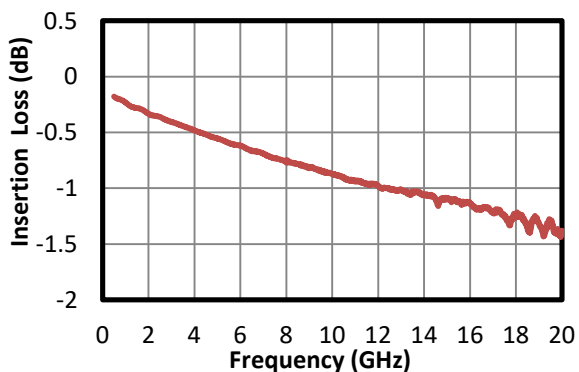
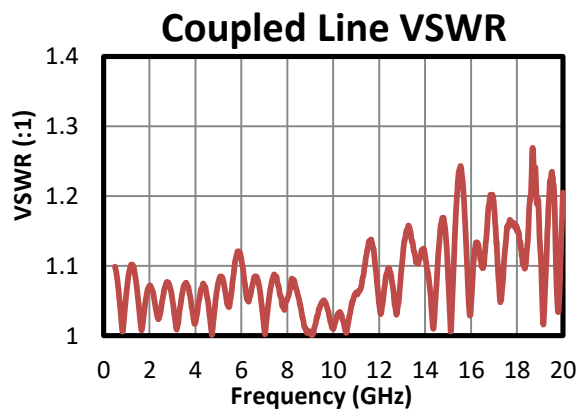
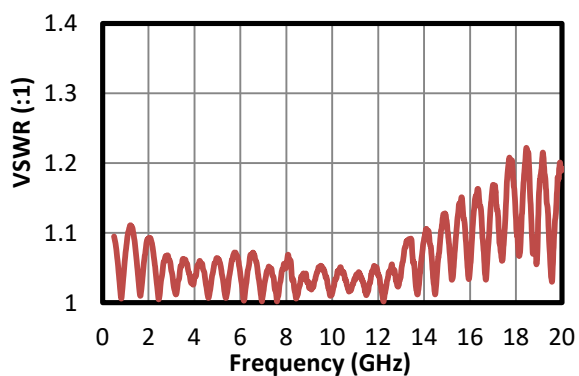
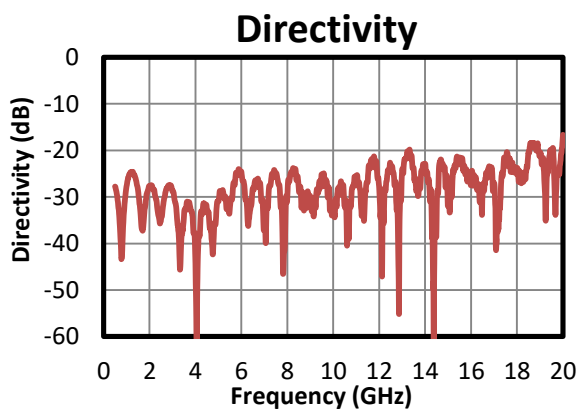
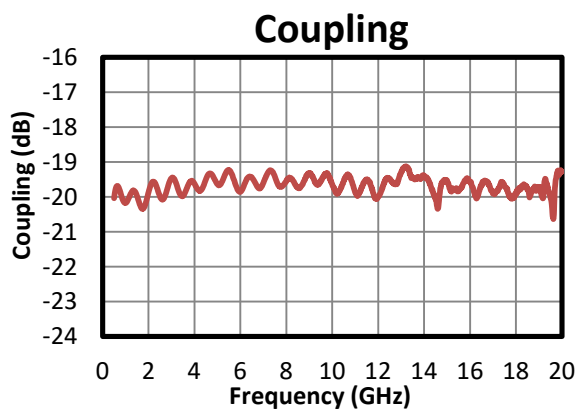
Operated in 50Ω system, 25°C environment.

Outline Drawing



Connectors: SMA Female

Typical Performance



Typical performance S-parameter file: <https://www.amtery.com/en/goods-74>

For each S/N S-parameter file, go to <https://www.amtery.com/en/downloads>

Note: Specifications are subject to change without notice.