



## I-7014D

1-ch Transmitter Input with LED Display

### Features

- Current, Voltage, and Transmitter Inputs
- High Resolution: 16-bit
- 50 Hz Event Counter for Digital Input
- High/Low Alarm for Digital Output
- Built-in Dual Watchdog



### Introduction

The I-7014 is an 1-channel Transmitter Input module that provides a +15 VDC isolated loop power supply for transmitter input, and is designed for both voltage and current input types. In addition, the module provides 1 Digital Input channel as a 50 Hz event counter and 2 Digital Output channels that can be used as a high/low alarm. The I-7014 also features 3000 VDC intra-module isolation.

### Applications

- Building Automation
- Machine Automation
- Remote Diagnosis
- Factory Automation
- Remote Maintenance
- Testing Equipment

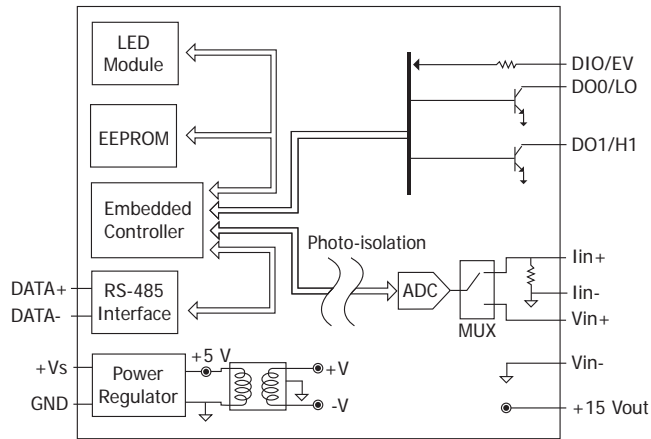
### System Specifications

CPU Module	
Watchdog Timer	Module, Communication (Programmable)
Display	
Type	5-Digit 7 Segment LED Display
Isolation	
Intra-module Isolation	3000 VDC
EMS Protection	
EFT (IEC 61000-4-4)	±4 kV to Power Line
ESD (IEC 61000-4-2)	±2 kV Contact for Each Terminal
Surge (IEC 61000-4-5)	±0.5 kV for Power Line
LED Indicators	
Status	1 x Power and Communication
COM Ports	
Ports	1 x RS-485
Baud Rate	1200 ~ 115200 bps
Data Format	(N, 8, 1) (N, 8, 2) (E, 8, 1) (O, 8, 1)
Protocol	DCON
Power	
Reverse Polarity Protection	Yes
Input Range	10 Hz
Consumption	+10 ~ +30 VDC
Open Wire Detection	1.9 W
Mechanical	
Dimensions (mm)	72 x 123 x 35 (W x L x H)
Installation	DIN-Rail Mounting
Environment	
Operating Temperature	-25 ~ +75 °C
Storage Temperature	-40 ~ +85 °C
Humidity	10 ~ 95% RH, Non-condensing

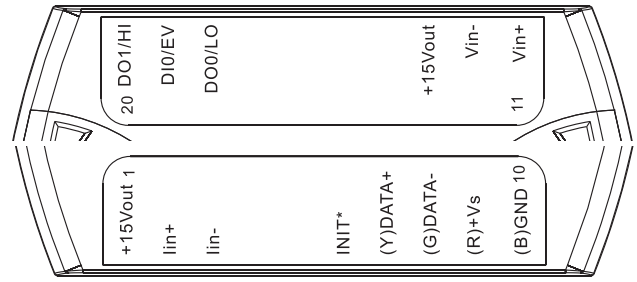
### I/O Specifications

Analog Input	
Channels	1 Differential
Type	Voltage Current
Range	±150 mV, ±500 mV, ±1V, ±5 V, ±10 V, ±20 mA
Resolution	16-bit
Accuracy	±0.05%
Sampling Rate	10 Hz
Input Impedance	Voltage: 30 kΩ Current: 125 Ω
Overvoltage Protection	±15 VDC
Isolated Loop Power	±15 VDC, 30 mA
Digital Input/Counter	
Channels	1
Type	Dry Contact
Sink/Source (NPN/PNP)	Source
ON Voltage Level	Close to GND
OFF Voltage Level	Open
Max. Counts	65535 (16-bit)
Frequency	50 Hz
Input Impedance	3 kΩ
Overvoltage Protection	±30 VDC
Digital Output	
Channels	2
Type	Open Collector
Sink/Source (NPN/PNP)	Sink
Load Voltage	+3.5 ~ +30 VDC
Load Current	30 mA/Channel
Power on Value	Programmable
Safe Value	Programmable

## Internal I/O Structure



## Pin Assignments









## Wire Connections

Voltage Input		Current Input	
2-wire Transmitter		3-wire Transmitter	
Digital Input/Counter	Readback as 1	Readback as 0	
Dry Contact	Open	Closed to GND	
Digital Output	ON State	OFF State	
Resistance Load	Readback as 1	Readback as 0	
Inductance Load	ON State	OFF State	

## Ordering Information

<b>I-7014D CR</b>	1-ch Transmitter Input with LED Display using DCON Protocol (Blue Cover) (RoHS)
-------------------	---

## Accessories

<b>tM-7520U CR</b>	 Tiny Isolated RS-232 to RS-485 Converter (RoHS)	<b>I-7514U CR</b>	 Isolated 4-channel RS-485 Repeater/Hub/Splitter (Gray Cover) (RoHS)
<b>tM-7561 CR</b>	 Tiny USB to Isolated RS-485 Converter with CA-USB18 Cable (RoHS)	<b>SG-770 CR</b>	 7/14 channel Surge Protector (RoHS)
<b>tM-SG4 CR</b>	 RS-485 Pull-high/Pull-low and Termination Resistor Module (RoHS)	<b>SG-3000 Series</b>	 Signal Conditioning Modules for Thermocouple, RTD, DC Voltage, DC Current and Power Input Transformers