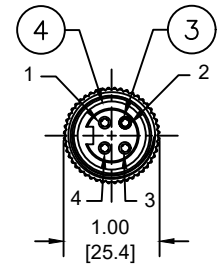
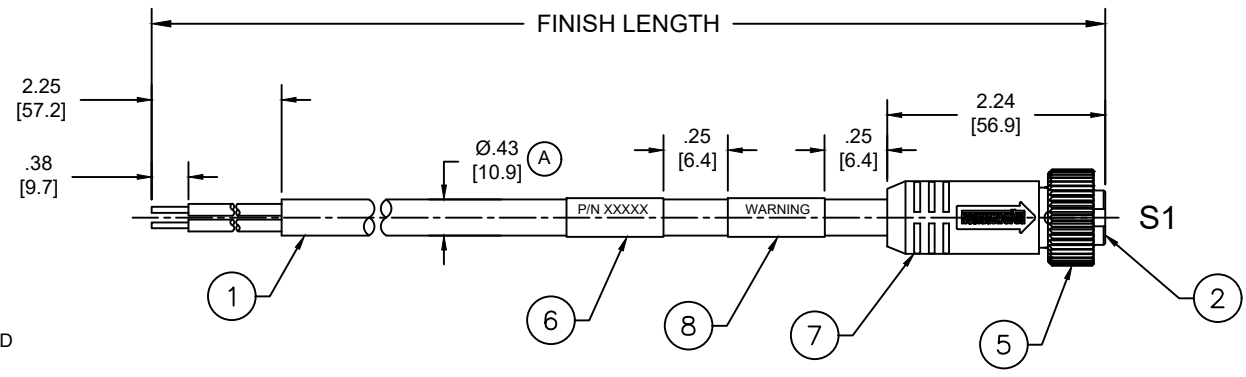
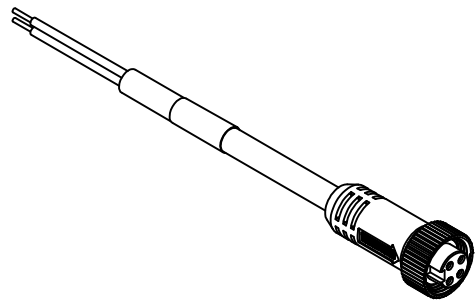


MATERIAL NUMBER	ENGINEERING NUMBER	FINISHED LENGTH
1300610077	104000A45M010	1M [3FT 3 IN]
1300610086	104000A45M100	10M [32FT 10 IN]
1300611009	104000A45M300	30M [98FT 5 IN]

**(A) PART NUMBER LEGEND**  
104000A45M010

LENGTH:  
M005= 0.5 METER  
M010= 1 METER  
M100= 10 METER



- NOTES:
1. MATERIAL: AS NOTED
  2. FINISH: AS NOTED
  3. ELECTRICAL:  
VOLTAGE: 483V PER IEC60664  
600V PER UL2237  
CURRENT: 10A
  4. TEMP RATING: -20°TO +105°C
  5. PROTECTION: IP67 (WHEN MATED)
  6. COUPLING THREAD: 7/8"-16UN
  7. ALL DIMENSIONS ARE FOR REFERENCE UNLESS TOLERANCED OR NOTED OTHERWISE

**S1**

BLACK	1
WHITE	2
RED	3
GREEN/YELLOW	4

**(A)**

**CABLE LENGTH TOLERANCES**

<.3M [1FT]: +19mm-0 [+ .75in-0]

.3 - .9M [1 - 3FT]: +44.5mm-0 [+1.75in-0]

.9 - 1.8M [3 - 6FT]: +55.6mm-0 [+2.19in-0]

1.8 - 3.7M [6 - 12FT]: +88.9mm-0 [+3.50in-0]

3.7 - 7.3M [12 - 24FT]: +165.1mm-0 [+6.50in-0]

7.3-14.6M [24 - 48FT]: +317.5mm-0 [+12.50in-0]

14.6 - 30.5M [48-100FT]: +622.3mm-0 [+24.50in-0]

OVER 30M [100FT] +2% OF FINISHED LENGTH

**WIRING DIAGRAM**

ITEM	DESCRIPTION	MATERIAL	FINISH
8	WARNING LABEL	VINYL	BLACK
7	OVERMOLD	TPE	GRAY
6	WRAP LABEL	VINYL	YELLOW
5	COUPLING NUT	ZINC ALLOY	BLACK E-COAT
4	FRICTION RING	NYLON	WHITE
3	SOCKET CONTACT	COPPER ALLOY	GOLD OVER NICKEL
2	INSERT	TPE	BLACK
1	#16/4 CABLE	PVC JACKET	GRAY

<b>FUNCTIONAL SYMBOLS</b> $F_A=0$ $F_C=0$ $F_P=0$	THIS DRAWING CONTAINS INFORMATION THAT IS PROPRIETARY TO MOLEX ELECTRONIC TECHNOLOGIES, LLC AND SHOULD NOT BE USED WITHOUT WRITTEN PERMISSION		<b>CURRENT REV DESC:</b> ITEM 2 & 7 WERE PVC. SLEEVE & SOCKET SHOWN AS ITEM-3. ADDED IEC VOLTAGE, PN LEGEND, CABLE DIA & TOL CHART. MODIFIED TEMP RATING AND PN TABLE.																			
	<b>DIMENSION UNITS</b> INCH/MM	<b>SCALE</b> NTS	<b>GENERAL TOLERANCES (UNLESS SPECIFIED)</b>																			
	<table border="1"> <thead> <tr> <th></th> <th>mm</th> <th>INCH</th> </tr> </thead> <tbody> <tr> <td>4 PLACES</td> <td>±----</td> <td>±----</td> </tr> <tr> <td>3 PLACES</td> <td>±----</td> <td>±----</td> </tr> <tr> <td>2 PLACES</td> <td>±----</td> <td>±----</td> </tr> <tr> <td>1 PLACE</td> <td>±----</td> <td>±----</td> </tr> <tr> <td>0 PLACES</td> <td>±----</td> <td>±----</td> </tr> </tbody> </table>			mm	INCH	4 PLACES	±----	±----	3 PLACES	±----	±----	2 PLACES	±----	±----	1 PLACE	±----	±----	0 PLACES	±----	±----	<b>EC NO:</b> 698916 <b>DRWN:</b> ABENJAMINLW 2021/06/10 <b>CHK'D:</b> RSTONE 2022/03/09 <b>APPR:</b> BWOODMAN 2022/03/11	
		mm	INCH																			
4 PLACES	±----	±----																				
3 PLACES	±----	±----																				
2 PLACES	±----	±----																				
1 PLACE	±----	±----																				
0 PLACES	±----	±----																				
<b>DIVISIONAL SYMBOLS</b>		<b>INITIAL REVISION:</b> <b>DRWN:</b> VOU 2010/01/14 <b>APPR:</b> JFMURPHY 2010/01/20																				
<b>DRAFT WHERE APPLICABLE MUST REMAIN WITHIN DIMENSIONS</b>		<b>THIRD ANGLE PROJECTION</b>	<b>DRAWING</b> A-SIZE	<b>SHEET NUMBER</b> 1 OF 1																		

**molex**

**BRAD POWER CORDSET, A-SIZE**  
4-POLE, FEMALE, STRAIGHT, SINGLE KEY, #16 AWG

**PRODUCT CUSTOMER DRAWING**

DOCUMENT NUMBER	DOC TYPE	DOC PART	REVISION
SD-130061-011	PSD	001	A

MATERIAL NUMBER	CUSTOMER	SHEET NUMBER
SEE CHART	GENERAL MARKET	1 OF 1