

Housing - HC-ADV-B24-HHWH-1STM40-MF-BK - 1420924


Please be informed that the data shown in this PDF Document is generated from our Online Catalog. Please find the complete data in the user's documentation. Our General Terms of Use for Downloads are valid (<http://phoenixcontact.com/download>)



Sleeve housing B24, with screw locking, material: Die-cast aluminum, salt water resistant, cable outlets: 1, lateral, height: 93.7 mm, cable gland: none, support sleeve: no, 1x M40, Increased environmental requirements



Key Commercial Data

Packing unit	1 pc
GTIN	 4 055626 249230
GTIN	4055626249230

Technical data

Dimensions

Height	93.7 mm
Width	57 mm
Length	152 mm
Length of the assembly cutout	112 mm
Width of the assembly cutout	35 mm

Ambient conditions

Degree of protection of housing (IP)	IP66
	IP68 (0.2 bar/24 h)
	IP69 (ISO 20653:2013-02)
Degree of protection of housing (NEMA)	4 (UL 50e)
	4X (UL 50e)
	12 (UL 50e)
Ambient temperature (operation)	-40 °C ... 125 °C

General

Note	for contact inserts HC-B24, BB46, D64, DD108, HV10/16, M
Size	B24

Housing - HC-ADV-B24-HHWH-1STM40-MF-BK - 1420924

Technical data

General

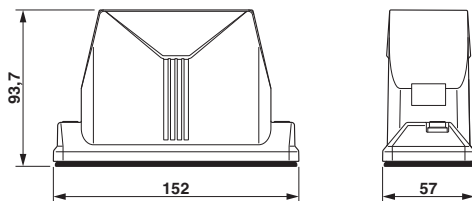
Housing type	Sleeve housing
Color	black
Locking type	with screw locking
Torque	3 Nm (Locking screw)
Fixing screws	M6 (screw head: 5 mm Allen screw)
No. of cable outlets	1
Cable outlet	lateral
Screw connection	none
Type of the screw connection	1x M40
Housing material	Die-cast aluminum, salt water resistant
Housing surface material	Powder-coated, black
Seal material	Viton
Material lock	Stainless steel

Environmental Product Compliance

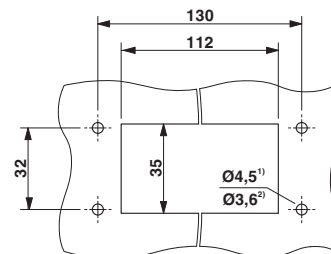
China RoHS	Environmentally Friendly Use Period = 50 years
	For details about hazardous substances go to tab "Downloads", Category "Manufacturer's declaration"

Drawings

Dimensional drawing



Dimensional drawing



Dimensional drawing

Mounting cutout

1) when M4 screws are used

2) when self-tapping Torx® screws are used (Torx® 20, M4)

Classifications

eCl@ss

eCl@ss 10.0.1	27440202
eCl@ss 11.0	27440202
eCl@ss 5.1	27261200
eCl@ss 6.0	27261200
eCl@ss 7.0	27440202
eCl@ss 9.0	27440202

Housing - HC-ADV-B24-HHWH-1STM40-MF-BK - 1420924

Classifications

ETIM

ETIM 6.0	EC000437
ETIM 7.0	EC000437

UNSPSC

UNSPSC 13.2	31261501
UNSPSC 18.0	31261501
UNSPSC 19.0	31261501
UNSPSC 20.0	31261501
UNSPSC 21.0	31261501

Approvals

Approvals


Approvals

UL Recognized / cUL Recognized / EAC / DNV GL / cULus Recognized

Ex Approvals


Approval details

UL Recognized		http://database.ul.com/cgi-bin/XYV/template/LISEXT/1FRAME/index.htm	E255026
---------------	---	---	---------

cUL Recognized		http://database.ul.com/cgi-bin/XYV/template/LISEXT/1FRAME/index.htm	E255026
----------------	---	---	---------

EAC			RU C- DE.AI30.B.01102
-----	---	--	--------------------------

DNV GL		https://approvalfinder.dnvgl.com/	TAE000037S
--------	---	---	------------

cULus Recognized			
------------------	---	--	--

Housing - HC-ADV-B24-HHWH-1STM40-MF-BK - 1420924

Accessories

Accessories

Corrugated pipe screw connection

Screw connection - WP-G HF IP66 M40 BK - 3240901



Cable gland, metric thread, IP66 protection, straight

Screw connection - WP-G HF IP69K M40 BK - 3240887



Cable gland, metric thread, IP68/69k protection, straight

Screw connection - WP-GA HF IP66 M40 BK - 3240929



Cable gland, metric thread, IP66 protection, angled

Screw connection - WP-GA HF IP69K M40 BK - 3240915



Cable gland, metric thread, IP68/69k protection, angled

Screw connection - WP-GR HF IP66 M40 BK - 3240957



Cable gland, metric thread, IP66 protection, with strain relief

Housing - HC-ADV-B24-HHWH-1STM40-MF-BK - 1420924

Accessories

Screw connection - WP-GR HF IP69K M40 BK - 3240943



Cable gland, metric thread, IP68/69k protection, with strain relief

Screw connection - WP-G PP HF M40 - 3241001



Cable gland made from PP with metric thread, IP65 protection

Screw connection - WP-GT PP HF M40 - 3241015



Cable gland made from PP with metric thread, rotatable, IP54 protection

Screw connection - WP-G BRASS IP40 M40 - 3241050



Cable gland made from brass with metric thread, IP40 protection

Screw connection - WP-GT BRASS M40 - 3241036



Cable gland made from brass with metric thread, rotatable, IP40 protection

Housing - HC-ADV-B24-HHWH-1STM40-MF-BK - 1420924

Accessories

Screw connection - WP-G BRASS IP65 M40 - 3241064



Cable gland made from brass with metric thread, IP65 protection

Full screw connection

Cable gland - HC-M-KV-M40(27-34) - 1607729



Metal screw connection up to 5 bar, thread length: 8 mm, cable diameter: 27 ... 34 mm, WAF 50, screw connection: M40

Cable gland - HC-EMV-KV-M40(19-28) - 1690545



EMC screw connection up to 5 bar, thread length: 15 mm, cable diameter: 19.0 - 28.0 mm, WAF 45, screw connection: M40

Cable gland - G-INS-M40-M68N-NNES-S - 1411167



Cable gland, cable gland material: Nickel-plated brass, external cable diameter 19 mm ... 28 mm, shielding: no, connecting thread: M40 x 1.5, color: silver, with O-ring

Labeled device marker

Plastic label - US-EMLP (20X9) CUS - 0830085



Plastic label, can be ordered: by card, white, labeled according to customer specifications, mounting type: adhesive, lettering field size: 20 x 9 mm, Number of individual labels: 75

Panel mounting flange

Housing - HC-ADV-B24-HHWH-1STM40-MF-BK - 1420924

Accessories

Mounting flange - HC-B-AF - 1686533



Panel mounting flange for HEAVYCON-ADVANCE TMS housing with screw locking

Mounting flange - HC-B-AF-SET - 1604638



Panel mounting flange for screw locking, set comprising 2 panel mounting flanges with 4 self-tapping screws (M4, Torx®) and 4 fan-type washers

Protective cover

Protective covers - HC-B 24-TMS-SD-IP50 - 1690765



Protective cover B24, Clip locking, protective cover material: PA, height: 31.2 mm, seal: no, with lanyard, diameter of retaining cord eyelet: 4 mm

Screwdriver tools

Screwdriver - SF-BIT-HEXB 5-89 - 1208911



Screw bit, hexagonal with ball head, E6.3-1/4" drive, size: Hex 5 x 89 mm, hardened, suitable for holder according to DIN 3126-F 6.3/ISO 1173

Screwdriver - SF-M BH - 1212070



Bit screwdriver, with 1/4" quick-action chuck, handle length 119 mm, 2-component handle, with non-slip grip, suitable for bits according to DIN 3126-C 6.3 and E 6.3/ISO 1173, magnetic

Phoenix Contact 2021 © - all rights reserved
<http://www.phoenixcontact.com>

PHOENIX CONTACT GmbH & Co. KG
Flachsmarktstr. 8
32825 Blomberg
Germany
Tel. +49 5235 300
Fax +49 5235 3 41200
<http://www.phoenixcontact.com>