

# MCL0606FYW1GR1T DATASHEET

Multi Color LED, 0606, Flat Lens, Yellow, Green

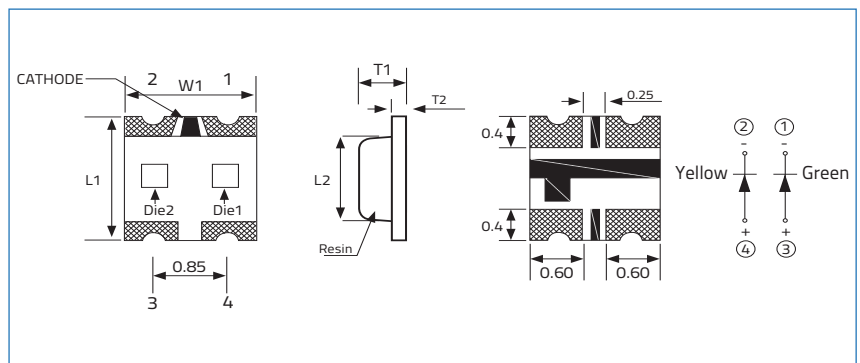


VENKEL LTD.

| Part Number     | Size | Emitting Color | Emitting Material | Lens-Color | Luminous Intensity mcd  | Wavelength nm $\lambda_P$             | Viewing Angle ( $2\theta$ 1/2) |
|-----------------|------|----------------|-------------------|------------|---|---------------------------------------|--------------------------------|
| MCL0606FYW1GR1T | 0606 | Yellow, Green  | AlGaInP, AlGaInP  | Clear      | Yellow: 50mcd Min<br>80mcd Typ<br>Green: 20mcd Min<br>40mcd Typ | Yellow: 598nm typ<br>Green: 576nm typ | 130°                           |

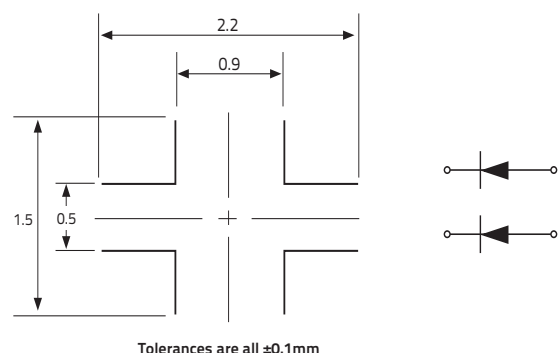
| Electrical & Optical Specifactions ( $T_A=25^\circ\text{C}$ ) |                 | Yellow @20mA | Green @20mA | Unit          |
|---|-----------------|--------------|-------------|---------------|
| Forward Voltage Min.  | $V_F$           | 1.7          | 1.7         | V             |
| Forward Voltage Max.  | $V_F$           | 2.6          | 2.6         | V             |
| Reverse Current (Max) ( $V_R=5V$ )                            | $I_R$           | 10           | 10          | $\mu\text{A}$ |
| Peak Wavelength Typ.  | $\lambda_P$     | 598          | 576         | nm            |
| Dominant Wavelength Typ.                                      | $\lambda_D$     | 595          | 574         | nm            |
| Spectral Line Half Width Typ.                                 | $\Delta\lambda$ | 15           | 20          | nm            |

| Absolute Maximum Ratings ( $T_A=25^\circ\text{C}$ ) |           | Yellow     | Green | Unit |
|---|-----------|------------|-------|------|
| Reverse Voltage                                     | $V_R$     | 5          | 5     | V    |
| DC Forward Current                                  | $I_F$     | 30         | 30    | mA   |
| Peak Forward Current 1/10 Duty Cycle @ 10KHz        | $I_{FP}$  | 60         | 60    | mA   |
| Power Dissipation                                   | $P_D$     | 75         | 75    | mW   |
| Operating Temperature                               | $T_A$     | -20 ~ +80  |       | °C   |
| Storage Temperature                                 | $T_{stg}$ | -30 ~ +100 |       |      |



| Dimensions               |                            | Units: Inches (mm)         |                          |
|--------------------------|----------------------------|----------------------------|--------------------------|
| $L_1$                    | $T_1$                      | $T_2$                      | $W_1$                    |
| 0.063±0.004<br>(1.6±0.1) | 0.0216±0.004<br>(0.55±0.1) | 0.0071±0.004<br>(0.18±0.1) | 0.059±0.004<br>(1.5±0.1) |

## Soldering Pad Layout



# MCL0606FYW1GR1T DATASHEET

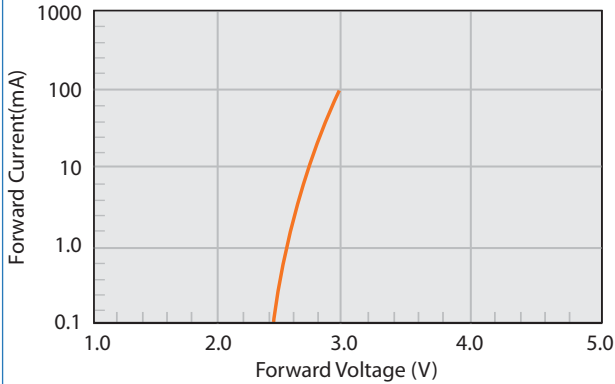
Multi Color LED, 0606, Flat Lens, Yellow, Green



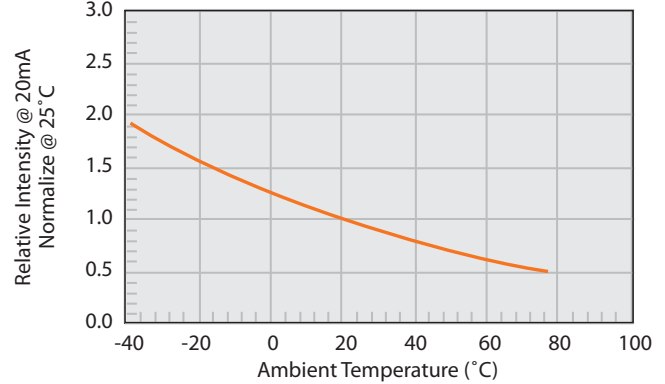
VENKEL LTD.

## Graphs for Yellow (AlGaInP)

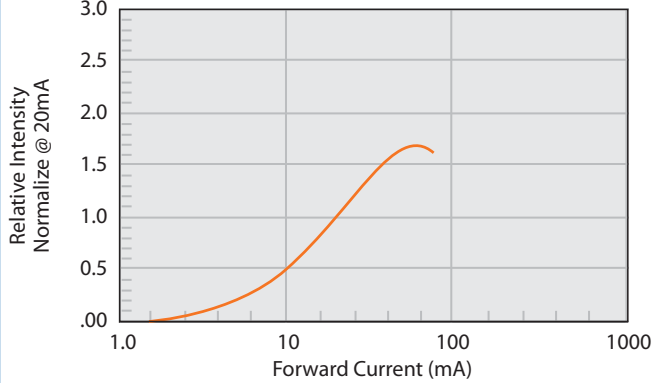
**Fig.1 Forward Current vs Forward Voltage**



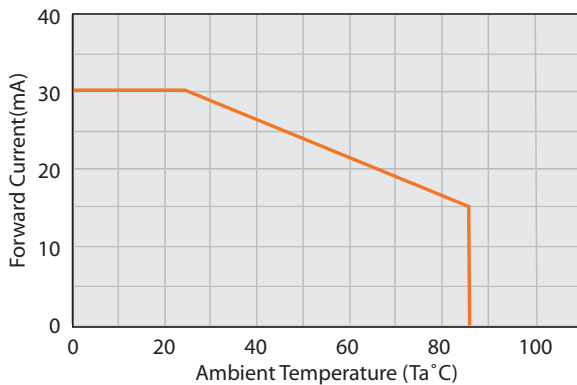
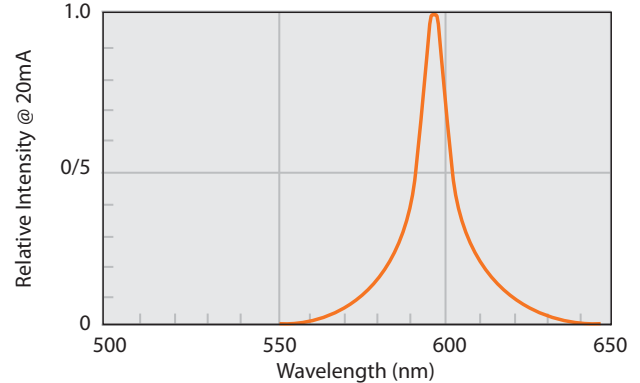
**Fig.4 Relative Intensity vs Temperature**



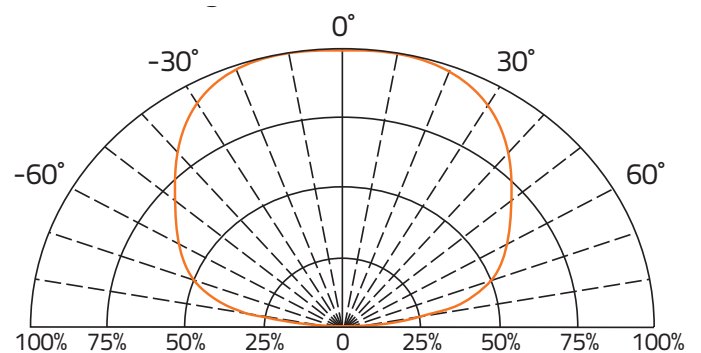
**Fig.2 Relative Intensity vs Forward Current**



**Fig.5 Relative Intensity vs Wavelength**



**Fig. 6 Direct Radiation**



# MCL0606FYW1GR1T DATASHEET

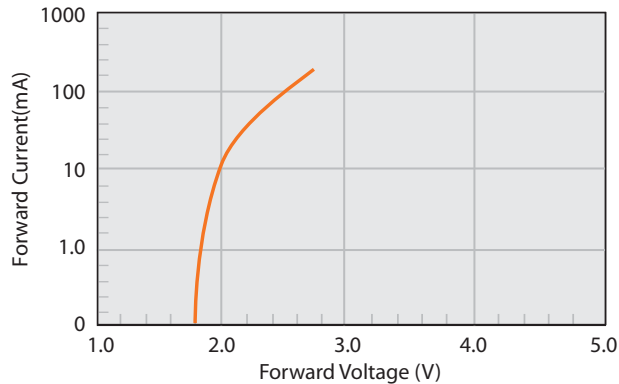
Multi Color LED, 0606, Flat Lens, Yellow, Green



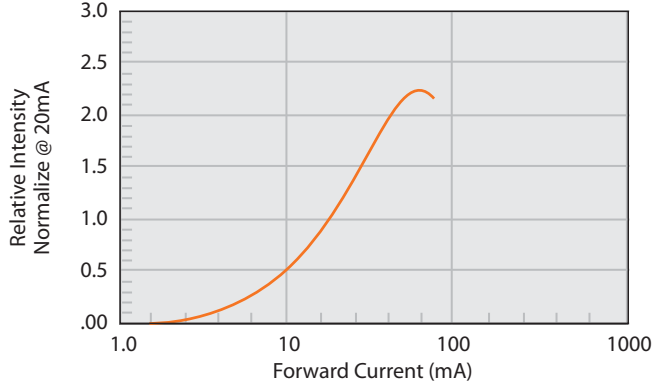
VENKEL LTD.

## Graphs for Green (AlGaInP)

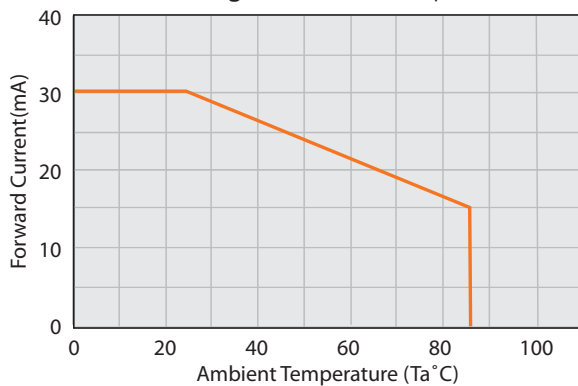
**Fig.1 Forward Current vs Forward Voltage**



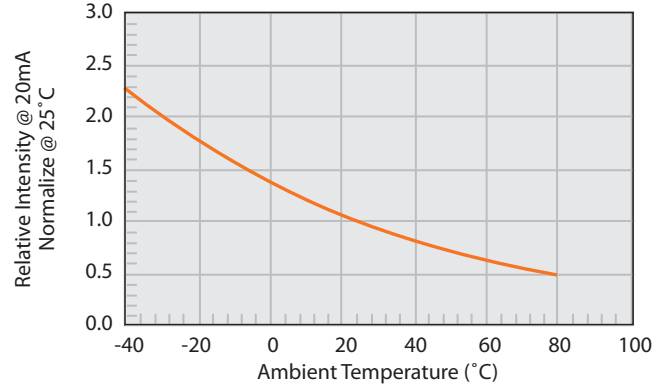
**Fig.2 Relative Intensity vs Forward Current**



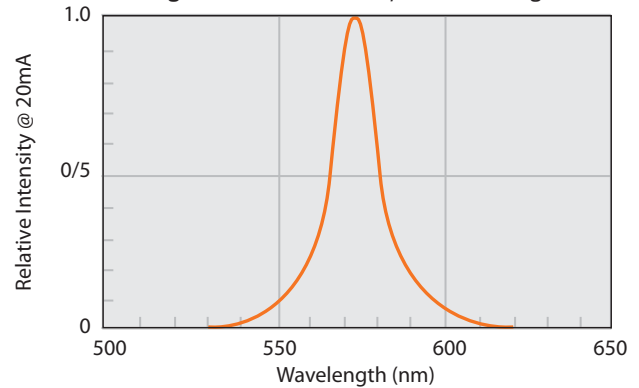
**Fig.3 Current vs Temp**



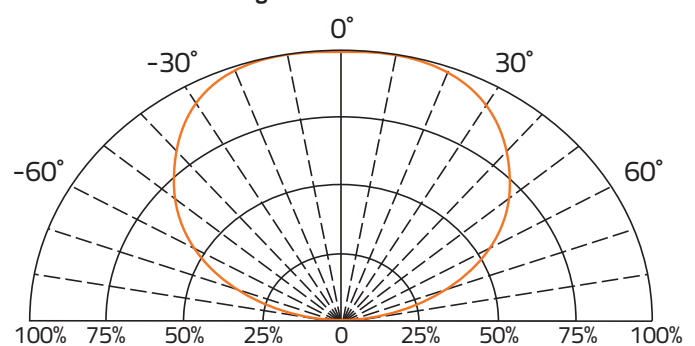
**Fig.4 Relative Intensity vs Temperature**



**Fig.5 Relative Intensity vs Wavelength**



**Fig. 6 Direct Radiation**



### Environmental information

|                                  |                       |
|----------------------------------|-----------------------|
| RoHS Status                      | 6 of 6 Compliant      |
| REACH Status                     | Compliant             |
| Halogen Status                   | Halogen Free          |
| Conflict Mineral Status          | Conflict Mineral Free |
| Moisture Sensitivity Level (MSL) | 3                     |

### Reflow profile

|                         |       |
|-------------------------|-------|
| Max Reflow Temperature  | 260°C |
| Number of Reflow Cycles | 2     |

# MCL0606FYW1GR1T DATASHEET

Multi Color LED, 0606, Flat Lens, Yellow, Green



VENKEL LTD.

## Label Example

Item: MCL0606FYW1GR1T

Chip Type LED,0606,Flat Lens,Yellow,Green

Qty: 4000 D/C: 1616

Lot: GS115A0168

VF: 1.7-2.6

BIN/HUE: Q/18-P/8 VF: 1.7-2.6

**VENKEL LTD**

**YOUR SINGLE SOURCE FOR SURFACE MOUNT PASSIVES**

## Codes:

VF: Forward Voltage | BIN: Luminous Intensity | HUE: Dominant Wavelength

## Luminous Intensity Classification (BIN Code)

| Yellow<br>BIN Code | Iv(mcd) at 20mA |      | Green<br>BIN Code | Iv(mcd) at 20mA |      |
|--------------------|-----------------|------|-------------------|-----------------|------|
|                    | Min.            | Max. |                   | Min.            | Max. |
| P                  | 50              | 80   | M                 | 20              | 32   |
| Q                  | 80              | 125  | N                 | 32              | 50   |
| R                  | 125             | 200  | P                 | 50              | 80   |
| S                  | 200             | 320  | Q                 | 80              | 125  |

## Dominant Wavelength Classification (HUE Code)

| $\lambda_D$ (nm) at 20mA |      |      |          |      |      |
|--------------------------|------|------|----------|------|------|
| Yellow                   |      |      | Green    |      |      |
| Hue Code                 | Min. | Max. | Hue Code | Min. | Max. |
| 17                       | 589  | 592  | 7        | 568  | 570  |
| 18                       | 592  | 595  | 8        | 570  | 572  |
| 19                       | 595  | 598  | 9        | 572  | 574  |
| 20                       | 598  | 600  | 10       | 574  | 576  |

# MCL0606FYW1GR1T DATASHEET

Multi Color LED, 0606, Flat Lens, Yellow, Green



VENKEL LTD.

| Reel Specifications |          | Units: mm |          |          |
|---------------------|----------|-----------|----------|----------|
|                     |          |           |          |          |
| <b>M</b>            | <b>C</b> | <b>F</b>  | <b>E</b> | <b>G</b> |
| 178±1.50            | 56.0±1.0 | 12.0±1.0  | 60.0±1.0 | 9.0±1.0  |

| Packaging Specifications |       |
|--------------------------|-------|
| Reel Size:               | 7"    |
| Quantity per Reel :      | 4,000 |

| Storage Specifications  |  |
|---|--|
| 1. Storage temperature and RH: 5°C~35°C, RH60%  |  |
| 2. Once the package is opened, the LEDs should be used within a week. Otherwise, they should be kept in a moisture proof bag with desiccant. We suggest that you use this product within one year from date code. |  |
| 3. If opened for more than one week in an atmosphere of 5°C~35°C, RH60%. The parts should be heat treated at 60°C±5°C for 15 hours.   |  |

| Tape Specifications |          | Units: mm |          |          |
|---------------------|----------|-----------|----------|----------|
|                     |          |           |          |          |
| <b>T</b>            | <b>W</b> | <b>A</b>  | <b>B</b> | <b>F</b> |
| 0.70±0.5            | 8.0±0.3  | 1.75±0.5  | 1.65±0.1 | 3.5±0.2  |
| <b>E</b>            | <b>H</b> | <b>J</b>  | <b>D</b> | <b>G</b> |
| 1.75±0.1            | 4.0±0.2  | 2.0±0.1   | 1.5±0.1  | 4.0±0.2  |

# MCL0606FYW1GR1T DATASHEET

Multi Color LED, 0606, Flat Lens, Yellow, Green



VENKEL LTD.

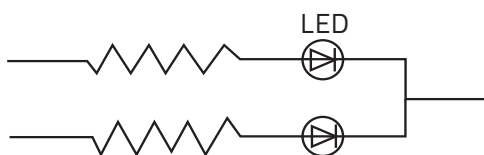
## Environmental Test Criteria

| Classification     | Test Item                               | Test Condition   | Sample Size |
|--------------------|---|--|-------------|
| Endurance Test     | Operating Life                          | 1. Ta=25°C<br>2. If=20mA<br>3. t=1000hrs (-24hrs, +72hrs)                          | 22          |
|                    | High Temperature Storage                | 1. Ta=105°C±5°C<br>2. t=1000hrs (-24hrs, +72hrs)                                   | 22          |
|                    | Low Temperature Storage                 | 1. Ta=-40°C±5°C<br>2. t=1000hrs (-24hrs, +72hrs)                                   | 22          |
|                    | High Temperature, High Humidity Storage | 1. Ta=85°C<br>2. RH=85%<br>3. t=1000hrs(-24hrs, +72hrs)                            | 22          |
| Environmental Test | Thermal Shock                           | 1. Ta=100°C±5°C & -40°C±5°C<br>20min / 10sec / 20min<br>3. Total: 100 cycles total | 22          |
|                    | Temperature Cycling                     | 1. 100°C±5°C & -40°C±5°C<br>30mins / 5mins / 30mins<br>2. 100 Cycles               | 22          |
|                    | IR Reflow                               | 1. T=260°C Max. 10 seconds Max<br>2. 6 Min   | 22          |

## Drive Method

LED is a current operated drive, and therefore it requires some kind of current limiting incorporated into the driver circuit. This current limiting typically takes the form of a current limiting resistor placed in series with the LED. Consider worst case voltage variations that can occur across the current limiting resistor placed in series with the LED. The forward current should not be allowed to change by more than 40% of its desired value.

Circuit model A



Circuit model B

