

Coupler connector - SM-5EP1N8A9002 - 1605769

Please be informed that the data shown in this PDF Document is generated from our Online Catalog. Please find the complete data in the user's documentation. Our General Terms of Use for Downloads are valid (<http://phoenixcontact.com/download>)



Coupler connector, straight short, Screw locking, M40, number of positions: 2+3+PE, type of contact: Pin, Crimp connection, shielded: yes, cable diameter range: 9 mm ... 12.5 mm

The figure shows the 8-pos. (4+3+PE) product version



Key Commercial Data

Packing unit	12 pc
GTIN	
GTIN	4046356254663

Technical data

General

Note	Order information: Order crimp contacts 2 x Ø 2 mm, 4 x Ø 3.6 mm separately
Type of locking	Screw locking
Coding	N
Contact connection method	Crimp connection
Type of contacts	Pin
Number of positions	6
Contact diameter of power contacts	3.6 mm
Nominal current per power contact at 25°C	70 A
Contact diameter of signal contacts	2 mm
Nominal current per signal contact at 25°C	30 A
Conductor entry	9 mm ... 12.5 mm
Pg housing screw connection	none

Ambient conditions

Ambient temperature	-40 °C ... 125 °C
Degree of protection	IP67

Coupler connector - SM-5EP1N8A9002 - 1605769

Technical data

Material

Housing material	Turned parts: copper zinc alloy (CuZn), die-cast parts: zinc (GD-Zn)
Insulator material	PA 6.6
Gasket and O-ring material	FPM

Specifications according to DIN EN 61984:2001

Installation height max.	3000 m
Nominal / operating voltage of power contacts	630 V
Rated surge voltage of power contacts	6 kV
Overvoltage category of power contacts	III
Degree of pollution of power contacts	3
Nominal / operating voltage of signal contacts	250 V
Rated surge voltage of signal contacts	4 kV
Overvoltage category of signal contacts	III
Degree of pollution of signal contacts	3

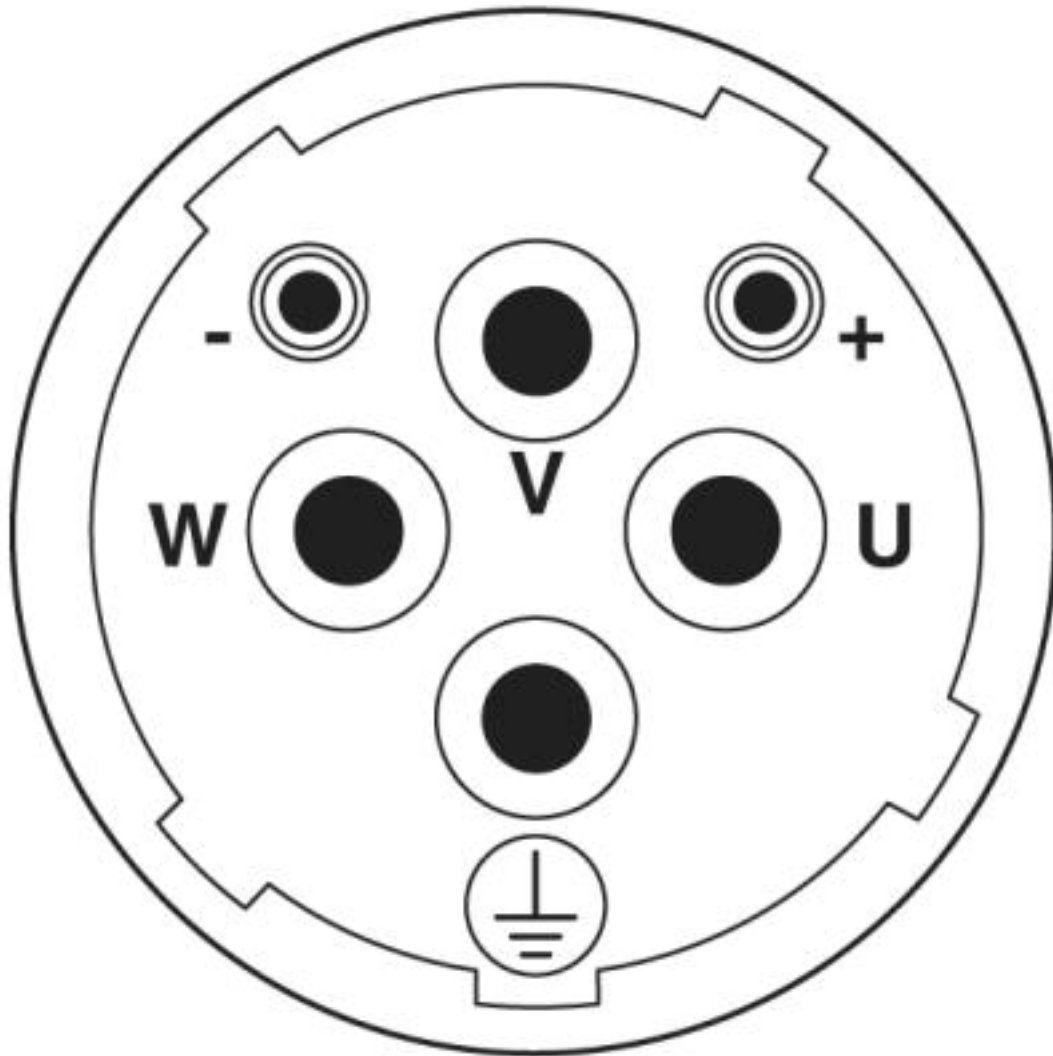
Environmental Product Compliance

	Lead 7439-92-1
China RoHS	Environmentally Friendly Use Period = 50
	For details about hazardous substances go to tab "Downloads", Category "Manufacturer's declaration"

Drawings

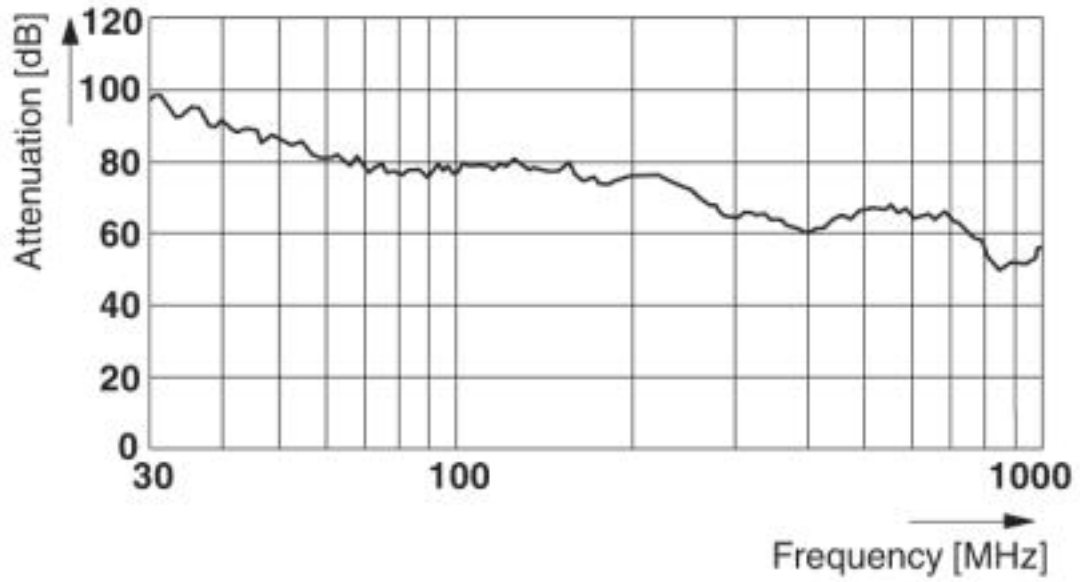
Coupler connector - SM-5EP1N8A9002 - 1605769

Schematic diagram

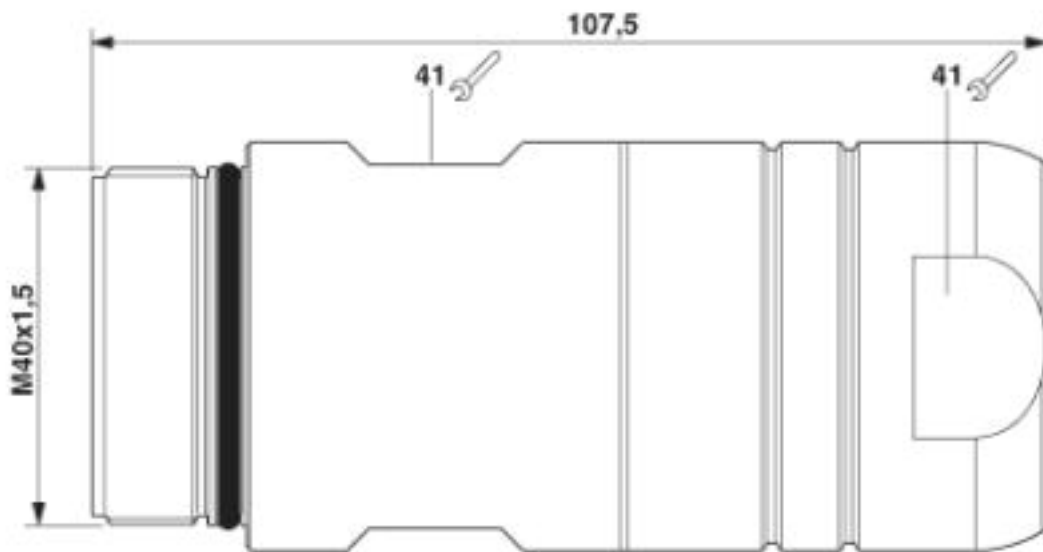


Coupler connector - SM-5EP1N8A9002 - 1605769

Diagram



Dimensional drawing



Approvals

Approvals

Approvals

EAC

Coupler connector - SM-5EP1N8A9002 - 1605769

Approvals

Ex Approvals

Approval details

EAC		B.01742
-----	---	---------



Phoenix Contact 2019 © - all rights reserved
<http://www.phoenixcontact.com>

PHOENIX CONTACT GmbH & Co. KG
Flachsmarktstr. 8
32825 Blomberg
Germany
Tel. +49 5235 300
Fax +49 5235 3 41200
<http://www.phoenixcontact.com>