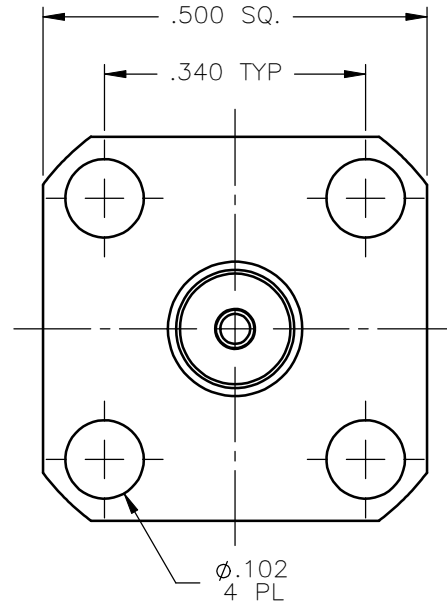
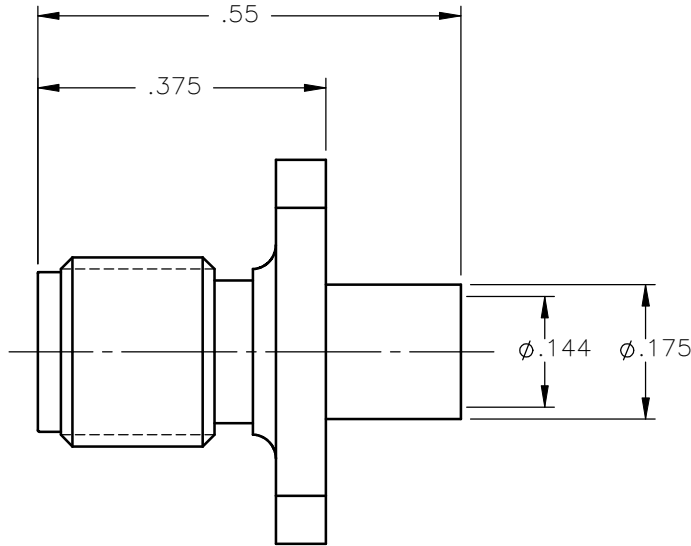


REVISIONS			
REV.	DESCRIPTION	DATE	APPROVED
A	INITIAL RELEASE	08/18/09	A.D.M.



NOTES:


MATERIALS:

1. BODY = STAINLESS STEEL PER ASTM A582, ALLOY 303, CONDITION "A".
2. INSULATOR = VIRGIN WHITE TEFLON PER ASTM D1710, GRADE 1, TYPE I, CLASS "B".
3. CONTACT = BERYLLIUM COPPER PER ASTM B196, ALLOY C17300, TEMPER TD04.

FINISHES:

1. BODY = GOLD PLATE PER MIL-G-45204, TYPE II, CLASS 0, GRADE C, OVER .000050 TO .00010 STRESS FREE NICKEL PER QQ-N-290.
2. CONTACT = GOLD PLATE PER MIL-G-45204, TYPE II, CLASS 1, GRADE C, OVER .00010 TO .00020 STRESS FREE SULFAMATE NICKEL PER QQ-N-290.

Property of Radiall Incorporated
 This document cannot be reproduced or
 communicated to a third party without prior
 written permission of RADIALL Incorporated.

UNLESS OTHERWISE SPECIFIED DIMENSIONS ARE IN INCHES TOLERANCES ON	DWN: A.D.M.	DATE: 08/18/09	 APPLIED ENGINEERING PRODUCTS 104 John W. Murphy Dr. New Haven, CT 06513 a RADIALL company		
	CHKD: D.N.	DATE: 08/18/09			
DECIMAL	ANGLE	APVD: J.M.	DATE: 08/18/09	SMA STRAIGHT JACK 4 HOLE FLANGE MOUNT DIRECT SOLDER TYPE FOR .141 S/R & SIMILAR CABLES	
REFERENCE:	MATERIALS & FINISHES:	SEE NOTES			
ORIGINATED: A.D.M. DATE: 08/18/09	SIZE: A		FSCM NO.: 19505	DWG NO.: 9431-1083-009	REV: A
SCALE: 4:1		THIRD ANGLE PROJECTION		SHEET 1 OF 1	

9431-1083-009