

504 Series, 6.3x32mm Fuse



Description

The 504 Series is a 420VDC 420VDC and 500VAC rated ceramic fuse with a 400A and 200A and 200A interrupting rating, respectively, in a compact 6.3 x 32mm package, The 504 Series is well suited for circuit, for circuit protection in high energy applications.

Features

- In accordance with Underwriters Laboratories Standard UL 248-14
- Available in cartridge and axial lead form and with various lead forming dimensions.
- RoHS compliant and Lead-free
- Compact form factor of 6.3mm x 32mm

Agency Approvals

Agency	Agency File Number	Ampere Range
	E10480	20A - 30A
	N/A	20A - 30A

Applications

- High Voltage DC power application

Electrical Characteristic Specifications by Item

Amp Code	Ampere Rating (A)	Max. Voltage Rating (V)	Interrupting Rating	Nominal Cold Resistance (mOhms)	Nominal Melting I ² t (A ² sec)	Agency Approvals	
020.	20	420VDC 500VAC	400A@420VDC 1500A@250VAC 200A@500VAC	5.8	760	x	x
025.	25			3.95	1500	x	x
030.	30			3.1	2600	x	x

Electrical Characteristics for Series

% of Ampere Rating	Ampere Rating	Opening Time
100%	20A - 30A	4 Hours, Minimum
135%		1 Hour, Maximum
200%		120 Seconds, Maximum

Additional Information



Datasheet

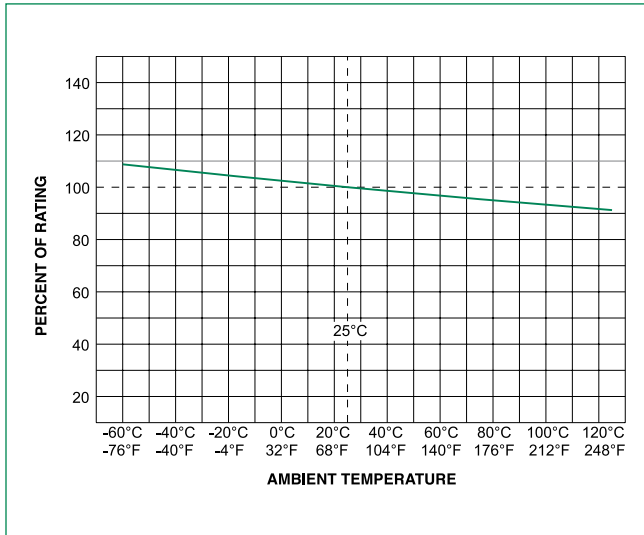


Resources



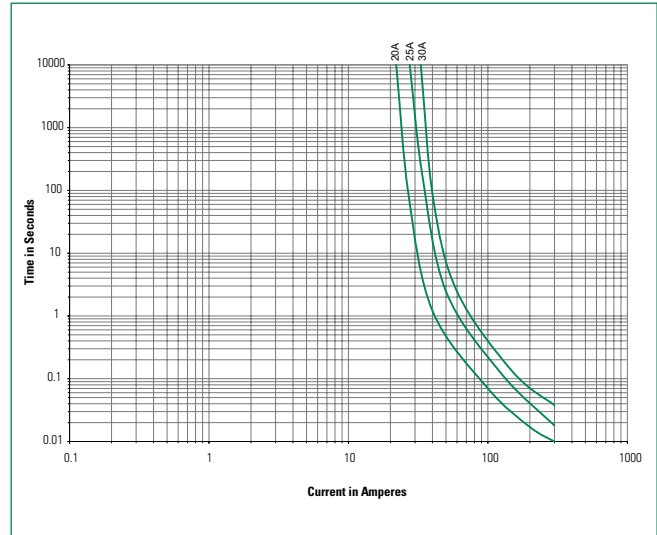
Samples

Temperature Re-rating Curve

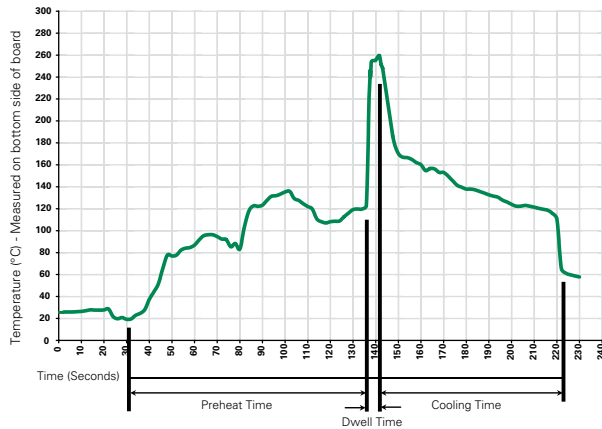


Note:
Rerating depicted in this curve is in addition to the standard derating of 25% for continuous operation.

Average Time Current Curves



Soldering Parameters - Wave Soldering



Recommended Process Parameters:

Wave Parameter	Lead-Free Recommendation
Preheat: (Depends on Flux Activation Temperature)	(Typical Industry Recommendation)
Temperature Minimum:	100°C
Temperature Maximum:	150°C
Preheat Time:	60-180 seconds
Solder Pot Temperature:	260°C Maximum
Solder Dwell Time:	2 to 5 seconds

Recommended Hand-Solder Parameters:

Solder Iron Temperature: 350°C +/- 5°C
Heating Time: 5 seconds max.

Note: These devices are not recommended for IR or Convection Reflow process.

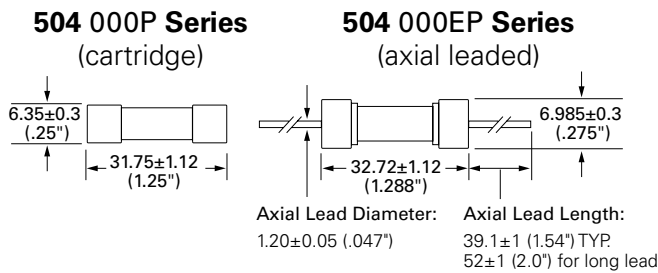
Product Characteristics

Materials	Body : Ceramic Cap : Nickel-plated brass Leads : Tin-plated Copper
Terminal Strength	MIL-STD-202, Method 211, Test Condition A
Solderability	MIL-STD-202 Method 208
Product Marking	Cap1 : Brand logo, current and voltage ratings Cap2 : Series and agency approval marks

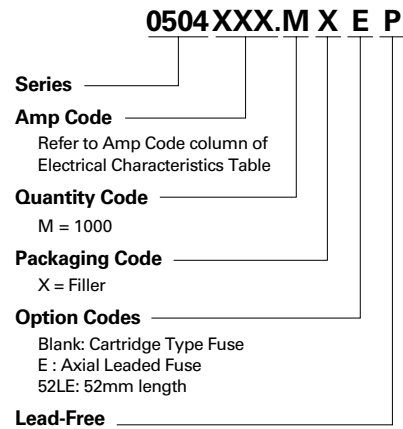
Operating Temperature:	-60°C to 125°C.
Thermal Shock:	MIL-STD-202, Method 107, Test Condition B
Vibration	MIL-STD-202, Method 201
Humidity	MIL-STD-202, Method 103, Test Condition A: High relative humidity (95%) and elevated temp (40°C) for 240 hours
Salt Spray	MIL-STD-202, Method 101, Test Condition B

Dimensions

Measurements displayed in millimeters (inches)



Part Numbering System



Packaging

Packaging Option	Packaging Specification	Quantity	Quantity & Packaging Code	Reel Size
504 Series				
Bulk	N/A	1000	MX	N/A
Bulk	N/A	1000	MXE	N/A
Bulk	N/A	1000	MX52LE	N/A

Disclaimer Notice - Information furnished is believed to be accurate and reliable. However, users should independently evaluate the suitability of and test each product selected for their own applications. Littelfuse products are not designed for, and may not be used in, all applications. Read complete Disclaimer Notice at www.littelfuse.com/disclaimer-electronics.