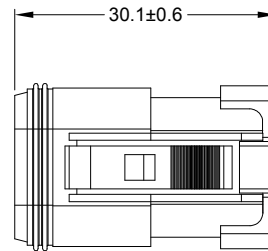
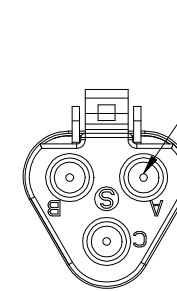
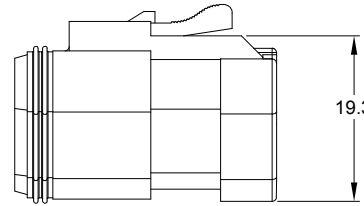
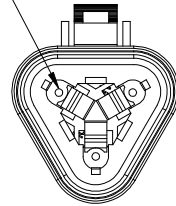


REVISIONS					
REV	ECO	DESCRIPTION	DATE	BY	APPR
A3	-	RELEASE NEW DWG FORMAT	06JAN14	JARRY	
A4	C0540S	UPDATE DIMENSIONS	05AUG16	JONY	TOMMY
A5	-	ADD COLOR OPTION	23NOV20	LOUIE	TOMMY

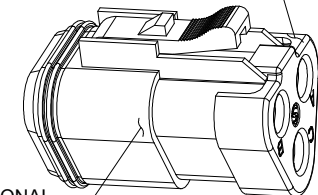


REQUIRES CONTACT RETENTION WEDGE AW3S



6  
REDUCED DIAMETER WIRE SEAL

STANDARD COLOR IS GREY, ADDITION COLOR SHOWN IN PART NUMBER CHART



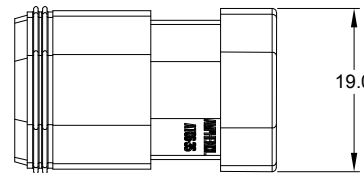
STANDARD MOLDED COLOR IS GREY. ADDITIONAL COLORS SHOWN IN PART NUMBER CHART ARE AVAILABLE VIA SPECIAL ORDER.

NOTES: UNLESS OTHERWISE SPECIFIED

- MATERIAL:  
HOUSING: THERMOPLASTIC  
SEAL: SILICONE RUBBER
- MODIFICATIONS: END CAP;  
REDUCED DIA. WIRE SEAL
- SPECIFICATIONS:  
3.1 CURRENT RATING: 13 AMPS  
3.2 OPERATING TEMPERATURE: -55°C TO +125°C  
3.3 DIELECTRIC WITHSTANDING VOLTAGE: LESS THAN 2 MILLIAMPS CURRENT LEAKAGE @ 1500 VOLTS AC.  
3.4 INSULATION RESISTANCE: 1000 MEGOHMS MIN @ 25°C.  
3.5 MOISTURE RESISTANCE:  
IP68(1M OF WATER FOR A PERIOD OF 24 HOURS, MATED CONDITION)  
IP69K(MATED CONDITION)  
3.6 MATING CYCLE DURABILITY: 100 CYCLES  
3.7 RoHS COMPLIANT
- MATING PART: AT04-3P\* RECEPTACLE  
(\* = MODIFICATIONS AND COLORS)
- ALL DIMENSIONS ARE FOR REFERENCE USE ONLY.

6 CONTACT SIZE AND REAR SEAL WIRE RANGE:

CONTACT SIZE	MIN. INSUL O.D.	MAX. INSUL O.D.	TYPICAL WIRE RANGE
16	1.35 mm (.053 in)	3.05 mm (.120 in)	14 - 20 AWG (2.0-0.5mm <sup>2</sup> )



PART NUMBER CHART	
COLOR	PART NUMBER
GREY	AT06-3S-MM01
BLACK	AT06-3S-MM01BLK
BLUE	AT06-3S-MM01BLU
BROWN	AT06-3S-MM01BRN
GREEN	AT06-3S-MM01GRN
RED	AT06-3S-MM01RED
WHITE	AT06-3S-MM01WHT
YELLOW	AT06-3S-MM01YEL
ORANGE	AT06-3S-MM01ORG

SEE PART NUMBER CHART		REF:DT06-3S-CE01, DT06-3S-CE05													
QUANTITY	PART NUMBER	DESCRIPTION	ITEM												
<table border="1"> <thead> <tr> <th>UNLESS OTHERWISE SPECIFIED</th> <th>SIGNATURES</th> <th>DATE</th> </tr> </thead> <tbody> <tr> <td>1) All dimensions are in metric(mm). 2) Tolerances are as follows: 1 PL DEC ±0.30 2 PL DEC ±0.15 3 PL DEC ±0.08 3) Note reference = </td> <td>LOUIE</td> <td>23NOV20</td> </tr> <tr> <td></td> <td>ORION</td> <td>25NOV20</td> </tr> <tr> <td></td> <td>TOMMY</td> <td>27NOV20</td> </tr> </tbody> </table>				UNLESS OTHERWISE SPECIFIED	SIGNATURES	DATE	1) All dimensions are in metric(mm). 2) Tolerances are as follows: 1 PL DEC ±0.30 2 PL DEC ±0.15 3 PL DEC ±0.08 3) Note reference =	LOUIE	23NOV20		ORION	25NOV20		TOMMY	27NOV20
UNLESS OTHERWISE SPECIFIED	SIGNATURES	DATE													
1) All dimensions are in metric(mm). 2) Tolerances are as follows: 1 PL DEC ±0.30 2 PL DEC ±0.15 3 PL DEC ±0.08 3) Note reference =	LOUIE	23NOV20													
	ORION	25NOV20													
	TOMMY	27NOV20													
<p><b>MATERIALS LIST</b></p> <p><b>Amphenol</b></p> <p>Sine Systems - www.amphenol-sine.com 44724 Morley Drive Clinton Township, MI 48036</p> <p>PLUG, 3 SOCKET, AT SERIES, END CAP, REDUCED DIAMETER WIRE SEAL</p>			<p>SIZE: <b>B C-</b></p> <p>TYPE: <b>AT06-3S-MM01XXX</b></p> <p>DWG NO: <b>A5</b></p> <p>REVISION: <b>A5</b></p>												
MATERIAL SPECIFICATIONS:		CUSTOMER:													
PROCESS SPECIFICATIONS:		THIS DRAWING IS SUPPLIED FOR INFORMATION ONLY. DESIGN FEATURES, SPECIFICATIONS AND PERFORMANCE DATA SHOWN HEREON ARE THE PROPERTY OF THE AMPHENOL CORPORATION. NO RIGHTS OF REPRODUCTION ARE IMPLIED. ALL DIMENSIONS ARE SUBJECT TO NORMAL MANUFACTURING VARIATIONS.													
NEXT ASSY:		SCALE: NONE													
SHEET 1 OF 1			REVISION: <b>A5</b>												

TITLE: PLUG 3 SOCKET AT SERIES END CAP REDUCED DIA. WIRE SEAL  
DWG NO: AT06-3S-MM01XXX  
REV: A5  
SH: 1  
OF: 1