

**WPD 131 1X95/1X95 BN****Weidmüller Interface GmbH & Co. KG**

Klingenbergstraße 26

D-32758 Detmold

Germany

www.weidmueller.com

**Product image****Power feed-in**

Our wide range of W-Series terminal blocks with our WPD main line branch terminals, which are optimised to guarantee both convenience and space gains, ensures a secure and convenient connection at the power feed-in.

**General ordering data**

Version	W-Series, Distribution block, Rated cross-section: 95 mm <sup>2</sup> , Terminal rail / mounting plate
Order No.	<a href="#">2502680000</a>
Type	WPD 131 1X95/1X95 BN
GTIN (EAN)	4050118516500
Qty.	2 pc(s).

Creation date January 10, 2022 8:21:34 PM CET

Catalogue status 17.12.2021 / We reserve the right to make technical changes.

**WPD 131 1X95/1X95 BN**
**Weidmüller Interface GmbH & Co. KG**

Klingenbergstraße 26

D-32758 Detmold

Germany

www.weidmueller.com

**Technical data**
**Dimensions and weights**

Depth	57 mm	Depth (inches)	2.244 inch
Height	93 mm	Height (inches)	3.661 inch
Width	25.5 mm	Width (inches)	1.004 inch
Net weight	96 g		

**Temperatures**

Storage temperature	-25 °C...55 °C	Continuous operating temp., min.	-50 °C
Continuous operating temp., max.	120 °C		

**Material data**

Material	Wemid	Colour	brown
UL 94 flammability rating	V-0		

**Rating data IECEx/ATEX**

Certificate No. (ATEX)	CNEX18ATEX0016U	Certificate No. (IECEX)	IECEXNEX18.0010U
Max. voltage (ATEX)	880 V	Current (ATEX)	232 A
Wire cross section max. (ATEX)	95 mm <sup>2</sup>	Max. voltage (IECEX)	880 V
Current (IECEX)	232 A		

**System specifications**

Version	Screw connection	End cover plate required	No
Number of potentials	1	Number of levels	1
Number of clamping points per level	2	Levels cross-connected internally	No

**Additional technical data**

Installation advice	Terminal rail / mounting plate	Type of mounting	Snap-on
---------------------	--------------------------------	------------------	---------

**General**

Installation advice	Terminal rail / mounting plate	Number of poles	1
Standards	IEC 60947-7-1, UL 1059, CSA		

**Rating data**

Rated cross-section	95 mm <sup>2</sup>	Rated voltage	1,000
Rated AC voltage	1,000 V	Rated DC voltage	1,000 V DC
Rated current	232 A	Standards	IEC 60947-7-1, UL 1059, CSA
Volume resistance according to IEC 60947-7-x	0.14 mΩ	Rated impulse withstand voltage	8 kV
Power loss in accordance with IEC 60947-7-x	7.42 W	Pollution severity	3
Surge voltage category	III		

**UL rating data**

Certificate No. (cURus)	E60693
-------------------------	--------

Creation date January 10, 2022 8:21:34 PM CET

## WPD 131 1X95/1X95 BN

Weidmüller Interface GmbH &amp; Co. KG

Klingenbergstraße 26

D-32758 Detmold

Germany

www.weidmueller.com

## Technical data

## Classifications

ETIM 6.0	EC000897	ETIM 7.0	EC000897
ETIM 8.0	EC000897	ECLASS 9.0	27-14-11-20
ECLASS 9.1	27-14-11-20	ECLASS 10.0	27-14-11-20
ECLASS 11.0	27-14-11-20		

## Important note

Product information You will find additional information in the downloadsection of the onlinecatalogue

## Approvals

Approvals



ROHS	Conform
UL File Number Search	E60693

## Downloads

Approval/Certificate/Document of Conformity	<a href="#">CB Certificate</a> <a href="#">FIMKO certificate</a> <a href="#">EAC EX Certificate</a> <a href="#">CCC Ex Certificate</a> <a href="#">ATEX Certificate</a> <a href="#">IECEX Certificate</a> <a href="#">DNV Certificate</a> <a href="#">CE Declaration of Conformity</a>
Engineering Data	<a href="#">CAD data – STEP</a>
Engineering Data	<a href="#">EPLAN</a>
User Documentation	<a href="#">DATA SHEET WPD 131</a> <a href="#">StorageConditionsTerminalBlocks</a> <a href="#">NTI WPD 131</a>
Catalogues	<a href="#">Catalogues in PDF-format</a>

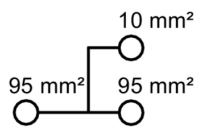
**Data sheet**

**WPD 131 1X95/1X95 BN**

**Weidmüller Interface GmbH & Co. KG**  
Klingenbergstraße 26  
D-32758 Detmold  
Germany

[www.weidmueller.com](http://www.weidmueller.com)

**Drawings**



## Power feed-in Screw connection

### W-Series

#### WPD 131 1X95/1X95 GY



Width / Height / Depth	mm
max. current / max. conductor	A/mm <sup>2</sup>
max. clamping range	mm <sup>2</sup>

#### Technical data

<b>Rated data</b>	
Rated voltage	V
Rated current	A
for wire cross-section	95 mm <sup>2</sup> mm <sup>2</sup>
	Auxiliary connection 6 mm <sup>2</sup> mm <sup>2</sup>
Rated impulse withstand voltage / Pollution severity	
Overvoltage category / UL 94 flammability rating	
Approvals	

<b>Clamped conductors (H05V/H07V)</b>	
Solid / Stranded	95 mm <sup>2</sup> mm <sup>2</sup>
	Auxiliary connection 6 mm <sup>2</sup> mm <sup>2</sup>
Flexible with ferrule	95 mm <sup>2</sup> mm <sup>2</sup>
	Auxiliary connection 6 mm <sup>2</sup> mm <sup>2</sup>
Stripping length / Blade size	95 mm <sup>2</sup> mm/-
	Auxiliary connection 6 mm <sup>2</sup> mm/-
Tightening torque	Nm

#### Note

#### Ordering data

<b>Version</b>	
	light grey
	blue
	green
	brown
	black

#### Note

#### Accessories

<b>Protective cover</b>	light grey
<b>End bracket</b>	grey
	black
<b>Screwdriver</b>	SET
<b>Identification systems</b>	

#### WPD 131

95 mm<sup>2</sup>



28 / 57 / 93
232 / 95
10...95



#### IEC 60947-7-1

IEC	UL	CSA	EN 60079-7
1000	1000	1000	880
232	200	200	232
95	AWG 8...3/0	AWG 8...3/0	95
6	AWG 16...8	AWG 16...8	6
8 kV / 3			
III / V-0			

#### Bemessungsanschluss

10...95 / 10...95	
1.5...10 / 1.5...10	
16...70	
1.5...6	
26 / M14 (SW 6)	
10 / M4 (+/- PZ2)	
siehe Anhang am Kapitelende	

Type	Qty.	Order No.
WPD 131 1X95/1X95 GY	2	2503090000
WPD 131 1X95/1X95 BL	2	2502660000
WPD 131 1X95/1X95 GN	2	2502670000
WPD 131 1X95/1X95 BN	2	2502680000
WPD 131 1X95/1X95 BK	2	2502690000

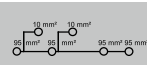
Type	Qty.	Order No.
WPDPC X31 GY	20	2503370000
WEW 35/2 GR 7042	100	1859200000
AEB 35 SC/1 BK	50	2475310000
SK WSD-S 1,5-10,0	1	9008850000
DEK 5/5 MC NE WS	1000	1609801044
WS 8/5 MM WS	800	2007150000

#### WPD 231

95 mm<sup>2</sup>



47 / 57 / 93
232 / 95
10...95



#### IEC 60947-7-1

IEC	UL	CSA	EN 60079-7
1000	1000	1000	880
464	200	200	232
95	AWG 8...3/0	AWG 8...3/0	95
6	AWG 16...8	AWG 16...8	6
8 kV / 3			
III / V-0			





#### Bemessungsanschluss





10...95 / 10...95	
1.5...10 / 1.5...10	
16...70	
1.5...6	
26 / M14 (SW 6)	
10 / M4 (+/- PZ2)	
siehe Anhang am Kapitelende	

Type	Qty.	Order No.
WPD 231 2X95/2X95 GY	1	2502700000
WPD 231 2X95/2X95 BL	1	2502710000
WPD 231 2X95/2X95 GN	1	2502720000
WPD 231 2X95/2X95 BN	1	2502730000
WPD 231 2X95/2X95 BK	1	2502740000



Type	Qty.	Order No.
WPDPC X31 GY	20	2503370000
WEW 35/2 GR 7042	100	1859200000
AEB 35 SC/1 BK	50	2475310000
SK WSD-S 1,5-10,0	1	9008850000
DEK 5/5 MC NE WS	1000	1609801044
WS 8/5 MM WS	800	2007150000



Conductor connection data according to IEC 60947-7-1 (Cu), UL 1059 (AL+Cu)

Input (x1) / Output (x1)	Copper		Aluminium	
				
95 mm <sup>2</sup>	19 Nm	19 Nm	22,6 Nm	22,6 Nm
70 mm <sup>2</sup>				
50 mm <sup>2</sup>				
35 mm <sup>2</sup>				
25 mm <sup>2</sup>	14 Nm	14 Nm		
16 mm <sup>2</sup>				
10 mm <sup>2</sup>				
max. current with 2 x 95 mm <sup>2</sup> (acc. to IEC)	464 A		200 A	
Stripping lengths	26 mm			
Allen screw	M14 (SW 6 mm)			

Input (x1) / Output (x1)	Copper		Aluminium	
				
AWG 3/0	200Lb In.	200Lb In.	200Lb In.	123.9Lb In.
AWG 2/0				
AWG 1/0				
AWG 2				
AWG 4	200Lb In.	200Lb In.	200Lb In.	123.9Lb In.
AWG 6				
AWG 8				
max. current at 1 x 95 mm <sup>2</sup> (acc. to UL)				
Stripping lengths	26 mm			
Allen screw	M14 (SW 6 mm)			

Auxiliary connection

	Copper	
		
10 mm <sup>2</sup>	1,2 Nm	1,2 Nm
6 mm <sup>2</sup>		
4 mm <sup>2</sup>		
2.5 mm <sup>2</sup>		
1.5 mm <sup>2</sup>		
max. current	57 A	
Stripping lengths	10 mm	
screw	M4 (+/-PZ2)	

	Copper	
		
AWG 8	20.3Lb In.	20.3Lb In.
AWG 10		
AWG 12		
AWG 14		
AWG 16		
max. current	57 A	
Stripping lengths	10 mm	
screw	M4 (+/-PZ2)	



Diagrams

