

Lightning/surge arrester type 1/2 - VAL-MS-T1/T2 175/12.5/1+0-FM - 2801044

Please be informed that the data shown in this PDF Document is generated from our Online Catalog. Please find the complete data in the user's documentation. Our General Terms of Use for Downloads are valid (<http://phoenixcontact.com/download>)




Universal varistor-based plug-in lightning/surge arrester for 1-phase power supply networks with common N and PE (2-conductor system: L1, PEN), with remote indication contact.

Your advantages

- ✓ Plugs can be checked with CHECKMASTER
- ✓ With floating remote indication contact
- ✓ Secure hold of plugs in the event of high lightning current loads and strong vibrations thanks to new latching
- ✓ Mechanical coding of all slots
- ✓ Optical, mechanical status indication for the individual arresters
- ✓ Pluggable
- ✓ Thermal disconnect device for each individual plug

Key Commercial Data

Packing unit	1 pc
GTIN	 4 046356 698122
GTIN	4046356698122

Technical data

Dimensions

Height	99 mm
Width	17.5 mm
Depth	77.5 mm
Horizontal pitch	1 Div.

Ambient conditions

Degree of protection	IP20 (only when all terminal points are used)
Ambient temperature (operation)	-40 °C ... 80 °C
Ambient temperature (storage/transport)	-40 °C ... 80 °C

Lightning/surge arrester type 1/2 - VAL-MS-T1/T2 175/12.5/1+0-FM - 2801044

Technical data

Ambient conditions

Altitude	≤ 2000 m (amsl (above mean sea level))
Permissible humidity (operation)	5 % ... 95 %
Shock (operation)	30g
Vibration (operation)	7.5g

General

IEC test classification	I / II
	I
	T1 / T2
	T1
EN type	T1 / T2
	T1
IEC power supply system	TN-S
	TN-C
	TT
Mode of protection	L-N
	L-PEN
Mounting type	DIN rail: 35 mm
Color	jet black RAL 9005
Housing material	PA 6.6
	PBT
Degree of pollution	2
Flammability rating according to UL 94	V-0
Type	DIN rail module, two-section, divisible
Surge protection fault message	Optical, remote indicator contact

Protective circuit

Nominal voltage U_N	120 V AC (TN-C, TN-S)
	120 V AC (TT)
Nominal frequency f_N	50 Hz (60 Hz)
Maximum continuous voltage U_C	175 V AC
Rated load current I_L	80 A
Residual current I_{PE}	≤ 800 μA
Standby power consumption P_C	≤ 140 mVA
Nominal discharge current I_n (8/20) μs	12.5 kA
Maximum discharge current I_{max} (8/20) μs	50 kA
Impulse discharge current (10/350) μs, charge	6.25 As
Impulse discharge current (10/350) μs, specific energy	39 kJ/Ω
Impulse discharge current (10/350) μs, peak value I_{imp}	12.5 kA
Total discharge current I_{total} (8/20) μs	12.5 kA

Lightning/surge arrester type 1/2 - VAL-MS-T1/T2 175/12.5/1+0-FM - 2801044

Technical data

Protective circuit

Total discharge current I_{total} (10/350) μ s	12.5 kA
Short-circuit current rating I_{SCCR}	25 kA
Voltage protection level U_p	≤ 0.8 kV
Residual voltage U_{res}	≤ 0.8 kV (at I_n)
	≤ 1.5 kV (at 30 kA)
	≤ 0.7 kV (at 10 kA)
	≤ 0.6 kV (at 5 kA)
	≤ 0.55 kV (at 3 kA)
TOV behavior at U_T	208 V AC (5 s / withstand mode)
Response time t_A	≤ 25 ns
Max. backup fuse with V-type through wiring	80 A (gG - 16 mm ²)
Max. backup fuse with branch wiring	160 A (gG)

Indicator/remote signaling

Switching function	PDT contact
Operating voltage	5 V AC ... 250 V AC
	30 V DC
Operating current	5 mA AC ... 1 A AC
	1 A DC
Connection method	Screw connection
Screw thread	M2
Tightening torque	0.25 Nm
Stripping length	7 mm
Conductor cross section flexible	0.14 mm ² ... 1.5 mm ²
Conductor cross section solid	0.14 mm ² ... 1.5 mm ²
Conductor cross section AWG	28 ... 16

Connection data

Connection method	Screw connection
Screw thread	M5
Tightening torque	4.5 Nm
Stripping length	16 mm
Conductor cross section flexible	1.5 mm ² ... 25 mm ²
Conductor cross section solid	1.5 mm ² ... 35 mm ²
Conductor cross section AWG	15 ... 2

Standards and Regulations

Standards/regulations	IEC 61643-11 2011
	EN 61643-11 2012

Environmental Product Compliance

Lightning/surge arrester type 1/2 - VAL-MS-T1/T2 175/12.5/1+0-FM - 2801044

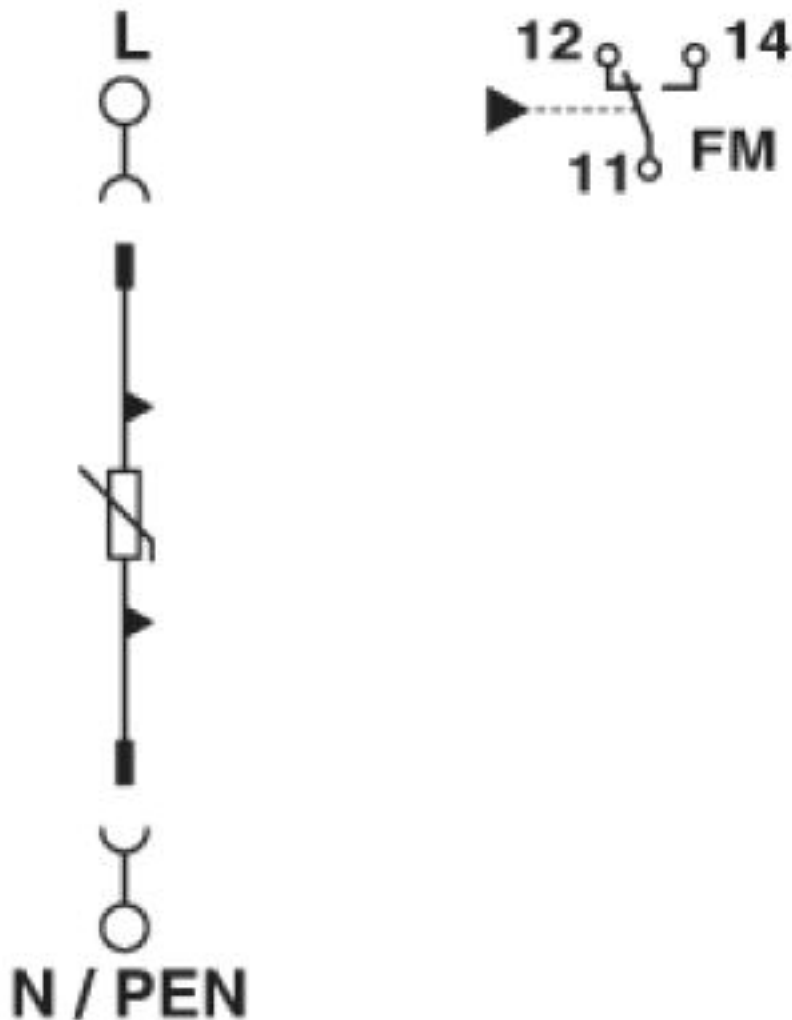
Technical data

Environmental Product Compliance

China RoHS	Environmentally Friendly Use Period = 50
	For details about hazardous substances go to tab "Downloads", Category "Manufacturer's declaration"

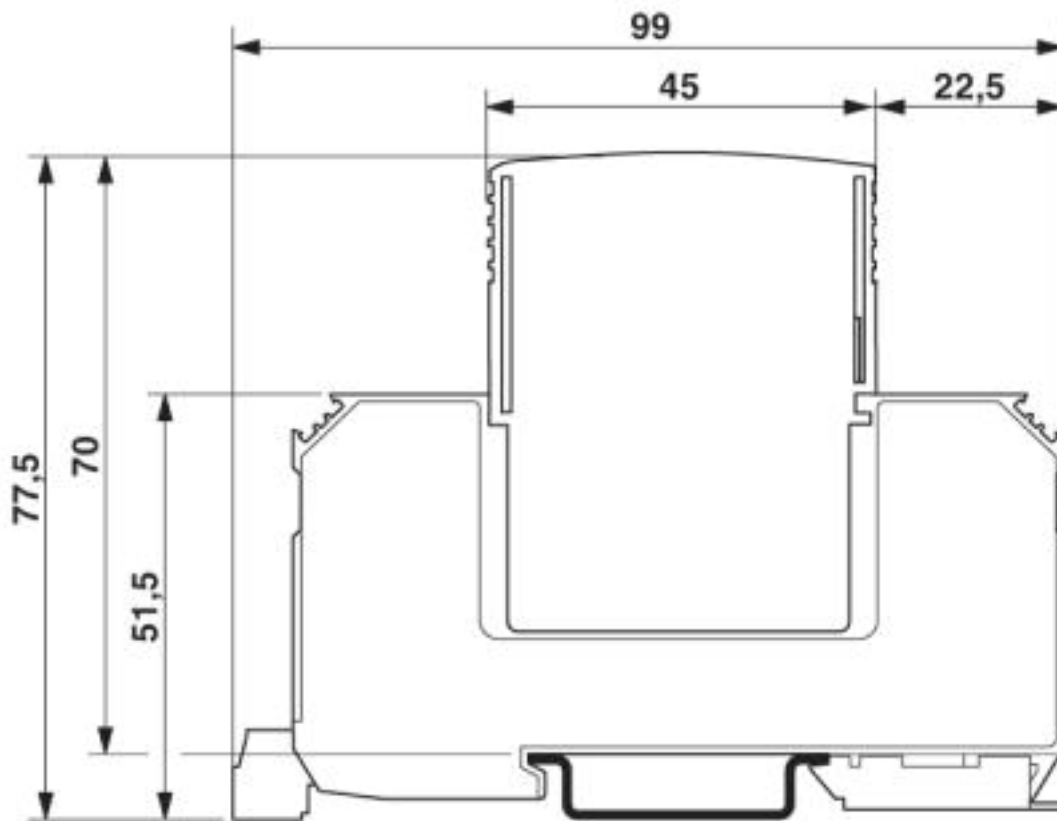
Drawings

Circuit diagram



Lightning/surge arrester type 1/2 - VAL-MS-T1/T2 175/12.5/1+0-FM - 2801044

Dimensional drawing



Phoenix Contact 2019 © - all rights reserved
<http://www.phoenixcontact.com>

PHOENIX CONTACT GmbH & Co. KG
Flachsmarktstr. 8
32825 Blomberg
Germany
Tel. +49 5235 300
Fax +49 5235 3 41200
<http://www.phoenixcontact.com>