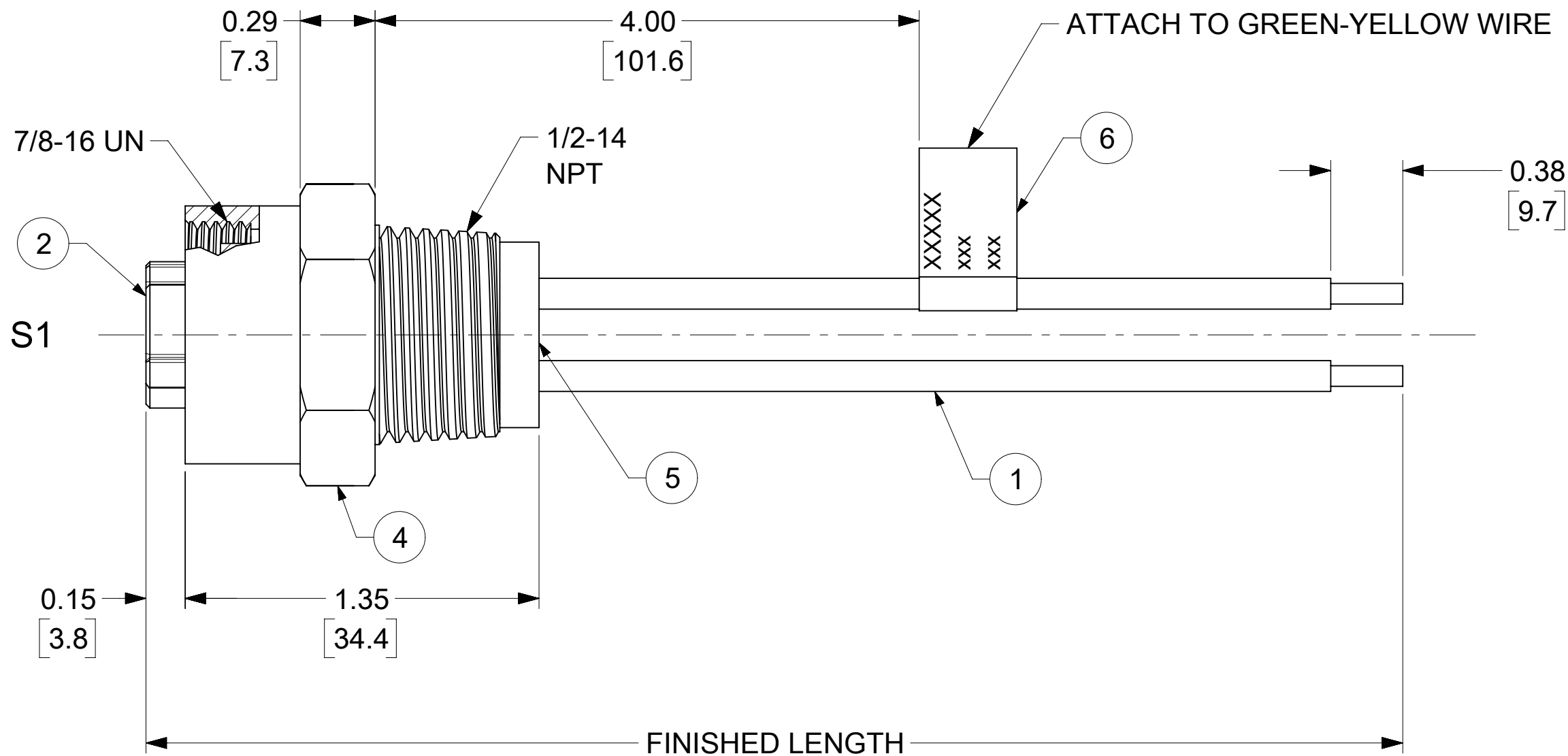
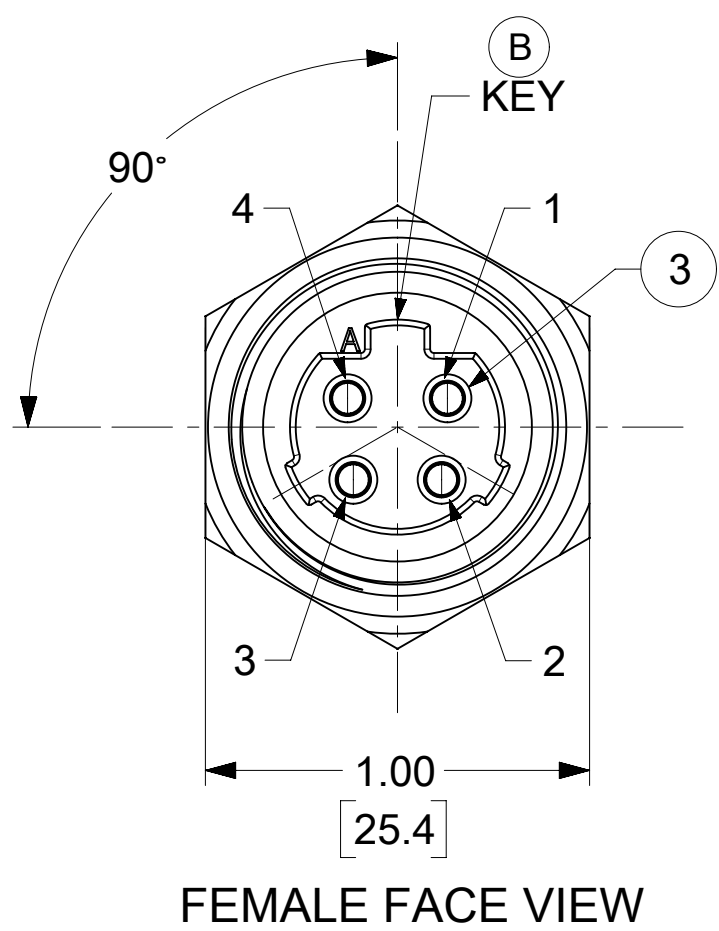
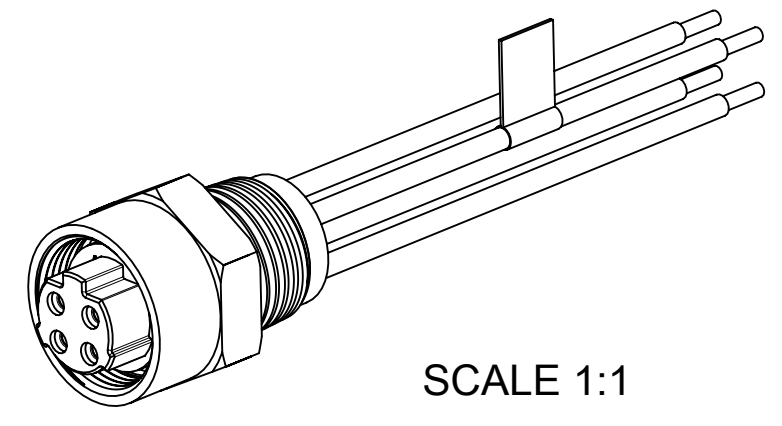


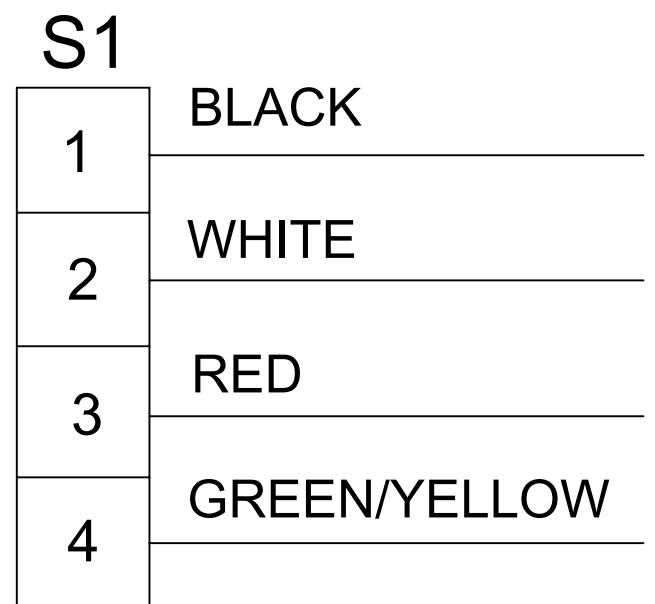
| MATERIAL NO. | ENGINEERING NO. | FINISHED LENGTH |
|--------------|-----------------|---------------------|
| 1300660285 | 1R4100A28M005G | 0.5M (1 FT 7.67 IN) |
| 1300660286 | 1R4100A28M010G | 1M (3 FT 3.37 IN) |
| 1300660318 | 1R4100A28M020G | 2M (6 FT 6.74 IN) |

CABLE LENGTH TOLERANCES
 <.3M [1FT]: +19mm-0 [+ .75in-0]
 .3 - .9M [1 - 3FT]: +44.5mm-0 [+1.75in-0]
 .9 - 1.8M [3 - 6FT]: +55.6mm-0 [+2.19in-0]
 1.8 - 3.7M [6 - 12FT]: +88.9mm-0 [+3.50in-0]
 3.7 - 7.3M [12 - 24FT]: +165.1mm-0 [+6.50in-0]
 7.3-14.6M [24 - 48FT]: +317.5mm-0 [+12.50in-0]
 14.6 - 30.5M [48-100FT]: +622.3mm-0 [+24.50in-0]
 OVER 30M [100FT] +2% OF FINISHED LENGTH



- NOTES:**
1. MATERIAL: AS NOTED
 2. FINISH: AS NOTED
 3. ELECTRICAL:
 VOLTAGE: 483V PER IEC60664
 600V PER UL2237
 CURRENT: 15A
 4. TEMP RATING: -20°C TO +90°C
 5. PROTECTION: IP67 (WHEN MATED)
 6. UL LISTED FILE: E258922
 7. ASSEMBLY IS ROHS COMPLIANT
 8. ALL DIMS ARE FOR REFERENCE UNLESS TOLERANCED OR NOTED OTHERWISE

WIRING DIAGRAM



PART NUMBER LEGEND

1R4100A28M010G

INSERT COLOR
G-BLACK

FINISHED LENGTH
M005 = 0.5 METER
M010 = 1 METERS
M100 = 10 METERS

| ITEM | DESCRIPTION | MATERIAL | FINISH |
|------|--------------------|---------------|------------------|
| 6 | FLAG LABEL | VINYL | BLACK/YELLOW |
| 5 | POTTING MATERIAL | EPOXY | BLACK |
| 4 | RECEPTACLE SHELL | ZINC DIE CAST | NICKEL PLATED |
| 3 | SOCKET CONTACT | Cu ALLOY | GOLD OVER NICKEL |
| 2 | FEMALE INSERT | TPE | BLACK |
| 1 | WIRE, 14 AWG, THHN | PVC | SEE WIRE DIAGRAM |

| | | | | |
|--|---|----------------|--|--------------------------------|
| FUNCTIONAL SYMBOLS | THIS DRAWING CONTAINS INFORMATION THAT IS PROPRIETARY TO MOLEX ELECTRONIC TECHNOLOGIES, LLC AND SHOULD NOT BE USED WITHOUT WRITTEN PERMISSION | | | |
| | DIMENSION UNITS | SCALE | CURRENT REV DESC: UPDATED ITEM 2 WAS PVC, 6 WAS MYLAR, VOLTAGE, UL, PN LEGEND TOLERANCE & MATERIAL TABLE | |
| | INCH/MM | 2:1 | | |
| DIVISIONAL SYMBOLS | GENERAL TOLERANCES (UNLESS SPECIFIED) | | | |
| | 4 PLACES | MM | INCH | EC NO: 704134 |
| | 3 PLACES | ± | ± | DRWN: VHANDI 2021/07/02 |
| DRAFT WHERE APPLICABLE MUST REMAIN WITHIN DIMENSIONS | | | | CHK'D: RSTONE 2022/04/27 |
| THIRD ANGLE PROJECTION | | | | APPR: BWOODMAN 2022/05/04 |
| DRAWING SERIES | | | | INITIAL REVISION: |
| C-SIZE 130066 | | | | DRWN: GGUSTAFSON 2014/11/24 |
| MATERIAL NUMBER CUSTOMER SHEET NUMBER | | | | APPR: BWOODMAN 2014/12/02 |
| SEE TABLE | | GENERAL MARKET | | DOCUMENT NUMBER: SD-130066-070 |
| | | | | DOC TYPE: PSD |
| | | | | DOC PART: 001 |
| | | | | REVISION: B |
| | | | | SHEET NUMBER: 1 OF 1 |