

Contact insert - HC-B 24-I-CT-M - 1648335

Please be informed that the data shown in this PDF Document is generated from our Online Catalog. Please find the complete data in the user's documentation. Our General Terms of Use for Downloads are valid (<http://phoenixcontact.com/download>)




HEAVYCON male insert, B24 series, 24-pos., for crimp contacts

Your advantages

- For fast coding with plastic profile



Key Commercial Data

Packing unit	1 pc
GTIN	 4 046356 092463
GTIN	4046356092463

Technical data

General

Note	For HEAVYCON ADVANCE and HEAVYCON housing of B24 type, crimp contacts CK 2,5-ED (crimp contacts not included in the scope of supply).
	Connectors may be operated only when there is no load/voltage.
Connection method	Crimp connection
Number of connections per position	1
Degree of pollution	3
Overvoltage category	III
Number of positions	24+PE
Insertion/withdrawal cycles	≥ 500
Size	B24
Contact numbering	1 - 24
Conductor cross section	0.5 mm ² ... 4 mm ²
Connection cross section AWG	20 ... 12
Stripping length of the individual wire	7.5 mm

Contact insert - HC-B 24-I-CT-M - 1648335

Technical data

General

Assembly instructions	To ensure correct use, installation in housing with IP54 protection or better is required
Connection	For housing type B24. Connectors may only be inserted when there is no load/the power is switched off. Use a screwdriver to remove the crimp contacts. The opening for the screwdriver is next to the opening where the conductor is inserted.

Ambient conditions

Degree of protection (IP)	IP20
Ambient temperature (operation)	-40 °C ... 125 °C (including heating up of contacts)

Material data

Contact material	Copper alloy
Contact surface material	Ag (alternatively Au)
Contact carrier material	PA
Standards/regulations	PA: Fire protection in rail vehicles - requirement sets R22 and R23 acc. to DIN EN 45545-2 (Risk level HL1 - HL2)
	PA: Fire protection in rail vehicles - requirement set R24 acc. to DIN EN 45545-2 (Risk level HL1 - HL3)

Electrical characteristics

Rated voltage (III/3)	500 V
Rated surge voltage	6 kV
Rated current	16 A

Standards and Regulations

Connection in acc. with standard	CSA
Constructional and testing regulations	DIN EN 61984
	DIN EN 60664
	IEC 60352
Flammability rating according to UL 94	V0

Environmental Product Compliance

China RoHS	Environmentally friendly use period: unlimited = EFUP-e
	No hazardous substances above threshold values

Approvals

Approvals

Approvals


CSA / UL Recognized / cUL Recognized / EAC / DNV GL / cULus Recognized


Ex Approvals


Contact insert - HC-B 24-I-CT-M - 1648335

Approvals

Approval details

CSA		http://www.csagroup.org/services-industries/product-listing/	013631_6233_01
Nominal voltage UN		600 V	
Nominal current IN		20 A	
mm ² /AWG/kcmil		20-12	

UL Recognized		http://database.ul.com/cgi-bin/XYV/template/LISEXT/1FRAME/index.htm	FILE E 118976
Nominal voltage UN		600 V	
Nominal current IN		13 A	
mm ² /AWG/kcmil		22-14	

cUL Recognized		http://database.ul.com/cgi-bin/XYV/template/LISEXT/1FRAME/index.htm	FILE E 118976
Nominal voltage UN		600 V	
Nominal current IN		13 A	
mm ² /AWG/kcmil		22-14	

EAC			RU C- DE.AI30.B.01102
-----	---	--	--------------------------

DNV GL		https://approvalfinder.dnvgl.com/	TAE000037S
--------	---	---	------------

cULus Recognized			
------------------	---	--	--

Phoenix Contact 2019 © - all rights reserved
<http://www.phoenixcontact.com>

PHOENIX CONTACT GmbH & Co. KG
Flachsmarktstr. 8
32825 Blomberg
Germany
Tel. +49 5235 300
Fax +49 5235 3 41200
<http://www.phoenixcontact.com>