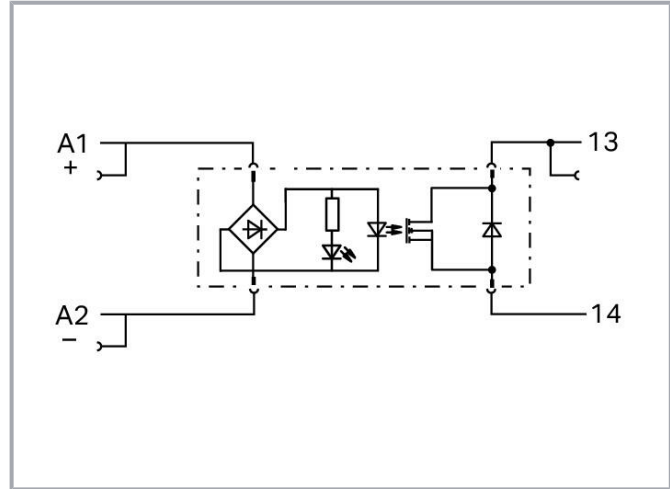



Data sheet | Item number: 788-710

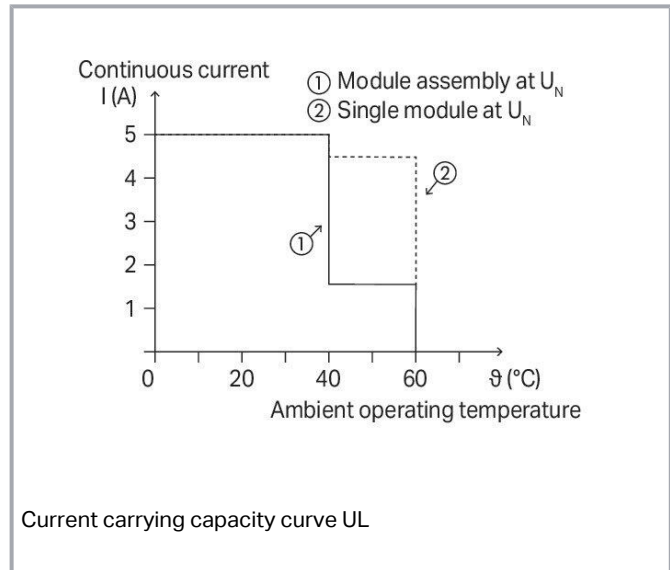
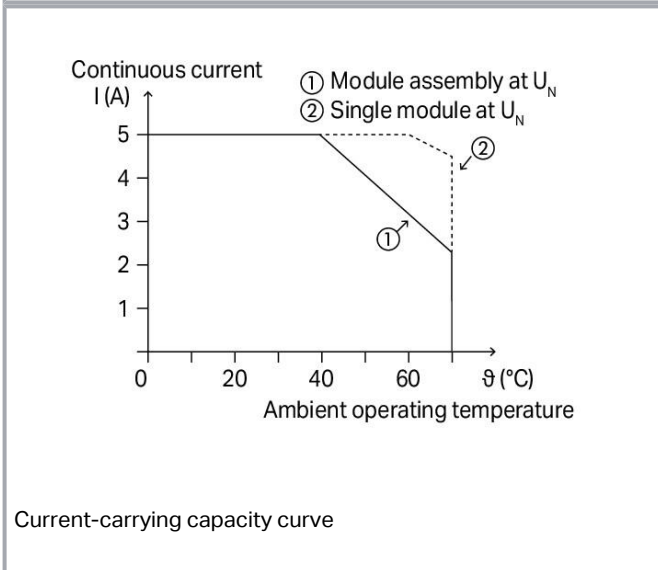
Solid-state relay module; Nominal input voltage: 24 VDC; Output voltage range: 0 ... 35 VDC; Limiting continuous current: 5 A; 2-wire connection; Green status indicator; Module width: 15 mm



www.wago.com/788-710



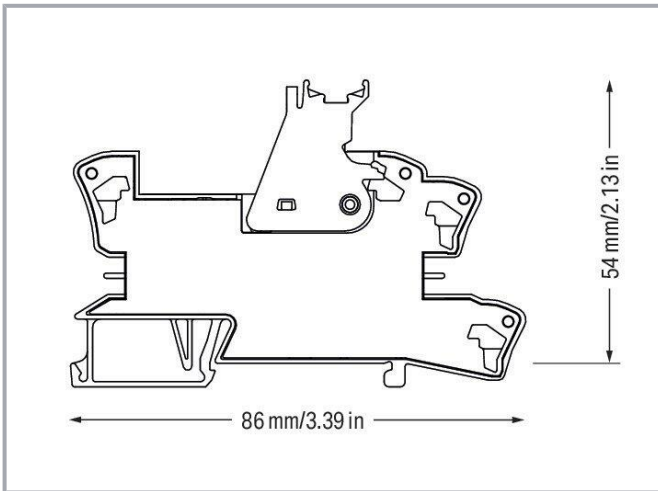
Color: —



Subject to changes. Please also observe the further product documentation!

WAGO GmbH & Co. KG
Hansastr. 27
32423 Minden
Phone: +49571 887-0 | Fax: +49571 887-169
Email: info.de@wago.com | Web: www.wago.com

Do you have any questions about our products?
We are always happy to take your call at +49 (571) 887-44222.

**Data****Notes**

Note

Optocouplers and solid state relays are designed for use in signal processing networks, which are not supplied by the low-voltage power supply networks.

Technical data**Control Circuit**

Nominal input voltage U_N	DC 24 V
Input voltage range (low level)	DC 0 ... 3 V
Input voltage range (high level)	DC 10 ... 30 V
Nominal input current at U_N	20 mA
Power loss (max.) $P_{I(max)}$	0.5 W

Load circuit

Circuit type	2-wire connection
Limiting continuous current	5 A; 4.5 A (UL)
Nominal output voltage	DC 24 V
Output voltage range	DC 0 ... 35 V

Subject to changes. Please also observe the further product documentation!



Voltage drop at output (max.)	≤ DC 0.3 V
Switching current (min.)	1 mA
Turn-on time	≤ 50 μs
Turn-off time	≤ 250 μs
Switching frequency	≤ 3 kHz

Signaling

Status indicator	Green LED
------------------	-----------

Safety and protection

Rated voltage	300 V
Overvoltage category	II
Pollution degree	2
Dielectric strength (control/load circuit) (AC, 1 min)	3.51 kVrms
Insulation type (control/load circuit)	Reinforced insulation (safe isolation)
Insulation type (between adjacent devices of the same type)	Double insulation (safe isolation)
Insulation type (to adjacent devices of different types)	Basic insulation
Protection type	IP20

Connection data

Connection technology	Push-in CAGE CLAMP®
Solid conductor	0.34 ... 2.5 mm ² / 22 ... 14 AWG
Fine-stranded conductor	0.34 ... 2.5 mm ² / 22 ... 14 AWG
Strip length	9 ... 10 mm / 0.35 ... 0.39 inches

Physical data

Width	15 mm / 0.591 inches
Height from upper-edge of DIN-rail	54 mm / 2.126 inches
Depth	86 mm / 3.386 inches

Mechanical data

Mounting type	DIN-35 rail
---------------	-------------

Material Data

Color	gray
-------	------

Subject to changes. Please also observe the further product documentation!



Fire load	0.656 MJ
Weight	41.6 g

Environmental requirements

Ambient temperature (operation at U_N)	-25 ... +70 °C
Ambient temperature UL (operation at U_N)	-25 ... +60 °C
Ambient temperature (storage)	-40 ... +85 °C
Processing temperature	-25 ... +50 °C
Temperature range of connection cable	$\geq (T_{\text{ambient}} + 35 \text{ K})$
Relative humidity	95% (no condensation permissible)
Operating altitude (max.)	2000 m

Standards and specifications

Standards/specifications	EN 61010-2-201 EN 61000-6-2 EN 61000-6-3 EN 61373
--------------------------	--

Basic relay

WAGO Basic Relay	788-754
------------------	---------

Commercial data

ETIM 8.0	EC001504
ETIM 7.0	EC001504
PU (SPU)	8 pcs
Packaging type	Box
Country of origin	DE
GTIN	4055143900058
Customs tariff number	85365005000

Environmental Product Compliance

RoHS Compliance Status	Compliant, No Exemption
------------------------	-------------------------

Approvals / Certificates**General approvals**

Logo	Approval	Additional Approval Text	Certificate name
------	----------	--------------------------	------------------

Subject to changes. Please also observe the further product documentation!

WAGO GmbH & Co. KG
Hansastr. 27
32423 Minden
Phone: +49571 887-0 | Fax: +49571 887-169
Email: info.de@wago.com | Web: www.wago.com

Do you have any questions about our products?
We are always happy to take your call at +49 (571) 887-44222.



EAC
Brjansker Zertifizierungsstelle

TP TC 020/2011

EAC_Certificate_RU_C-
DE.AM02.B.00115_19




UL
Underwriters Laboratories Inc. (ORDINARY
LOCATIONS)

UL 61010-2-201






E175199

Declarations of conformity and manufacturer's declarations


Logo	Approval	Additional Approval Text	Certificate name
	EU-Declaration of Conformity WAGO GmbH & Co. KG	-	-

Optional accessories

Ferrule

Ferrule		
	Item no.: 216-241 Ferrule; Sleeve for 0.5 mm ² / 20 AWG; insulated; electro-tin plated; electrolytic copper; gastight crimped; acc. to DIN 46228, Part 4/09.90; white	www.wago.com/216-241
	Item no.: 216-242 Ferrule; Sleeve for 0.75 mm ² / 18 AWG; insulated; electro-tin plated; electrolytic copper; gastight crimped; acc. to DIN 46228, Part 4/09.90; gray	www.wago.com/216-242
	Item no.: 216-243 Ferrule; Sleeve for 1 mm ² / AWG 18; insulated; electro-tin plated; electrolytic copper; gastight crimped; acc. to DIN 46228, Part 4/09.90; red	www.wago.com/216-243
	Item no.: 216-244 Ferrule; Sleeve for 1.5 mm ² / AWG 16; insulated; electro-tin plated; electrolytic copper; gastight crimped; acc. to DIN 46228, Part 4/09.90; black	www.wago.com/216-244
 <small>image coming soon</small>	Item no.: 216-542 Twin ferrule; Sleeve for 2 x 1 mm ² / AWG 2 x 18; red, insulated; 12 mm long; red	www.wago.com/216-542








Tool

Operating tool		
	Item no.: 210-720 Operating tool; Blade: 3.5 x 0.5 mm; with a partially insulated shaft; multicoloured	www.wago.com/210-720

Jumpers


Subject to changes. Please also observe the further product documentation!

Jumper


	Item no.: 788-116 Jumper; for jumper slot; 6-way; insulated; light gray	www.wago.com/788-116
	Item no.: 788-117 Jumper; for jumper slot; 8-way; insulated; light gray	www.wago.com/788-117
	Item no.: 788-114 Jumper; for jumper slot; 3-way; insulated; light gray	www.wago.com/788-114
	Item no.: 788-113 Jumper; for jumper slot; 2-way; insulated; light gray	www.wago.com/788-113
	Item no.: 788-115 Jumper; for jumper slot; 4-way; insulated; light gray	www.wago.com/788-115
	Item no.: 859-402 Jumper; for jumper slot; 2-way; insulated; light gray	www.wago.com/859-402
	Item no.: 788-118 Jumper; for jumper slot; 2-way; from 1 to 3; insulated; light gray	www.wago.com/788-118

Marking accessories

Marking strip

	Item no.: 2009-110 Marking strips; for Smart Printer; on reel; not stretchable; plain; snap-on type; white	www.wago.com/2009-110
--	--	--

Double marker carrier

	Item no.: 209-128 Adaptor; gray	www.wago.com/209-128
--	---	--



Marking devices

	Item no.: 210-110 Fiber-tip pen	www.wago.com/210-110
--	---	--









Protective marker cover

	Item no.: 209-184 Protection cover; transparent	www.wago.com/209-184
--	---	--

Marker

	Item no.: 2009-115 WMB-Inline; for Smart Printer; 1500 pieces on roll; stretchable 5 - 5.2 mm; plain; snap-on type; white	www.wago.com/2009-115
	Item no.: 209-183 Marker; white	www.wago.com/209-183

Subject to changes. Please also observe the further product documentation!

	Item no.: 793-501 WMB marking card; as card; not stretchable; plain; snap-on type; white	www.wago.com/793-501
	Item no.: 793-502 WMB marking card; as card; MARKED; 1 ... 10 (10x); not stretchable; Horizontal marking; snap-on type; white	www.wago.com/793-502
	Item no.: 793-503 WMB marking card; as card; MARKED; 11 ... 20 (10x); not stretchable; Horizontal marking; snap-on type; white	www.wago.com/793-503
	Item no.: 793-504 WMB marking card; as card; MARKED; 21 ... 30 (10x); not stretchable; Horizontal marking; snap-on type; white	www.wago.com/793-504
	Item no.: 793-505 WMB marking card; as card; MARKED; 31 ... 40 (10x); not stretchable; Horizontal marking; snap-on type; white	www.wago.com/793-505
Group marker carrier		
	Item no.: 209-145 Group marker carrier; white	www.wago.com/209-145
	Item no.: 249-105 Group marker carrier; gray	www.wago.com/249-105
Basic Relay		
Basic solid-state relay		
	Item no.: 788-754 Basic solid-state relay; Nominal input voltage: 24 VDC; Output voltage range: 0 ... 35 VDC; Limiting continuous current: 5 A; Module width: 12 mm; Module height: 15 mm	www.wago.com/788-754

**Downloads
Documentation**

Bid Text

788-710 X81 - Datei	2019 Feb 20	xml 4.5 kB	Download
788-710 docx - Datei	2019 Jan 8	docx 16.2 kB	Download

Instruction Leaflet

Sockets with Elementary Relay/ SSR	V 1.0.1 2020 Oct 9	pdf 2.3 MB	Download
------------------------------------	-----------------------	---------------	----------

Subject to changes. Please also observe the further product documentation!

Additional Information

Disposal and Recycling	V 1.1.0	pdf	Download
Electrical and electronic equipment, Batteries, Packaging	2022 Aug 18	2.2 MB	

CAD/CAE-Data

CAE data

EPLAN Data Portal 788-710	URL	Download
---------------------------	-----	----------

Environmental Product Compliance

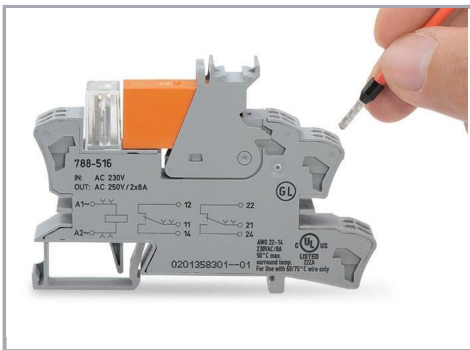
Compliance Search

Environmental Product Compliance 788-710	URL	Download
--	-----	----------

Solid-state relay module; Nominal input voltage: 24 VDC; Output voltage range: 0 ... 35 VDC; Limiting continuous current: 5 A; 2-wire connection; Green status indicator; Module width: 15 mm

Installation Notes


Conductor termination



Conductor termination


Commoning

Subject to changes. Please also observe the further product documentation!



Easy commoning using adjacent jumpers

Marking



Marking using WMB Multi markers and group marker carriers.

Subject to changes. Please also observe the further product documentation!