

(4.00 mm) .1575"

IP5, IP5-RA SERIES

# 50 Ω HIGH ISOLATION RF PLUGS

## SPECIFICATIONS

For complete specifications and recommended PCB layouts see [www.samtec.com/IP5](http://www.samtec.com/IP5)

**Shell Material:**

Copper Alloy

**Insulator Material:**

Black LCP

**Contact Material:**

Copper Alloy

**Dielectric Material:**

Black LCP

**Plating:**

Au or Sn over

50 μm (1.27 μm) Ni

**Current Rating (Vertical):**

Signals: 2.36 A per pin

(2 adjacent pins powered)

Grounds: 4.4 A per pin

(2 adjacent pins powered)

**Operating Temp Range:**

-55 °C to +125 °C

**Dielectric Withstanding Voltage:**

IP5 = 600 VAC

IP5-RA = 190 VAC

**Working Voltage:**

IP5 = 200 VAC

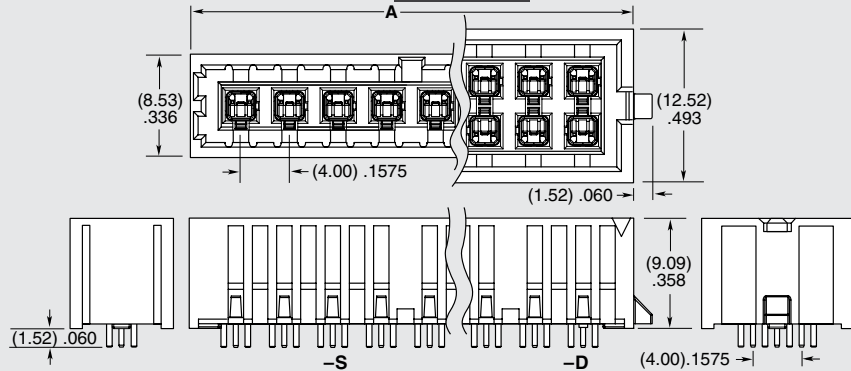
IP5-RA = 190 VAC

**RoHS Compliant:**

Yes

<b>IP5</b>	<b>PLUGS PER ROW</b>	<b>05.0</b>	<b>PLATING</b>	<b>ROW OPTION</b>	<b>TAIL</b>	<b>OPTION</b>	<b>XR</b>
Mates with: IJ5, IJ5C		<b>-01, -02, -04, -06, -08</b>	<b>-L</b> = 10 μm (0.25 μm) Gold on contact area, Matte Tin on tail	<b>-S</b> = Single Row <b>-D</b> = Double Row (Not available with -01)	<b>-1</b> = (1.60 mm) .062" board thickness	<b>-L</b> = Cable Latch (Single Row only)	<b>-TR</b> = Tape & Reel <b>-FR</b> = Full Reel Tape & Reel (must order max. quantity per reel; Contact Samtec for quantity breaks)

NO. OF PLUGS	A
-01	(8.33) .328
-02	(12.32) .485
-04	(20.32) .800
-06	(28.32) 1.115
-08	(36.32) 1.430



## PROCESSING

**Lead-Free Solderable:**  
Yes

## RECOGNITIONS

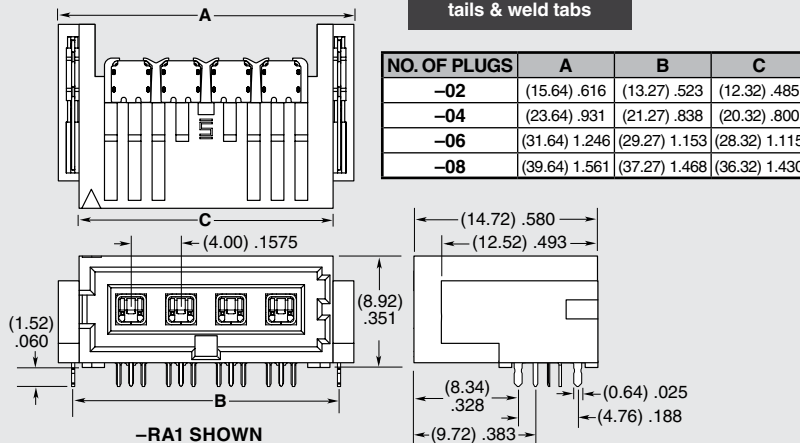
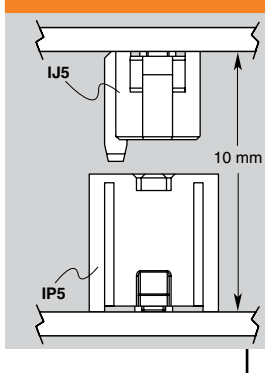
For complete scope of recognitions see [www.samtec.com/quality](http://www.samtec.com/quality)



FILE NO. E111594

<b>IP5</b>	<b>PLUGS PER ROW</b>	<b>01</b>	<b>PLATING</b>	<b>S</b>	<b>TAIL OPTION</b>	<b>OPTION</b>	<b>XR</b>
Mates with: IJ5, IJ5C		<b>-02, -04, -06, -08</b>	<b>-L</b> = 10 μm (0.25 μm) Gold on contact area, Matte Tin on grounds, tails & weld tabs	<b>-RA1</b> = (1.60 mm) .062" board thickness	(Leave blank for no Cable Latch)	<b>-L</b> = Cable Latch	<b>-TR</b> = Tape & Reel <b>-FR</b> = Full Reel Tape & Reel (must order max. quantity per reel; Contact Samtec for quantity breaks)

## APPLICATION



NO. OF PLUGS	A	B	C
-02	(15.64) .616	(13.27) .523	(12.32) .485
-04	(23.64) .931	(21.27) .838	(20.32) .800
-06	(31.64) 1.246	(29.27) 1.153	(28.32) 1.115
-08	(39.64) 1.561	(37.27) 1.468	(36.32) 1.430