



Preliminary Specification of COAXIAL CONNECTOR

Preliminary SPEC No. : NMM04-PJ0123F

Part Number : MM121546

Written by H. Kitaguchi

Checked by T. Kuriyama

Date 16/Oct./2012

SPECIFICATION

Revised F: 22/Nov./18 II Revised E:27/Oct./16 KT Revised D: 27/Mar./13 KT
 Revised C: 21/Mar./13 MR Revised B: 9/Jan./13 KT Revised A: 27/Nov./12 KT

1. MECHANICAL

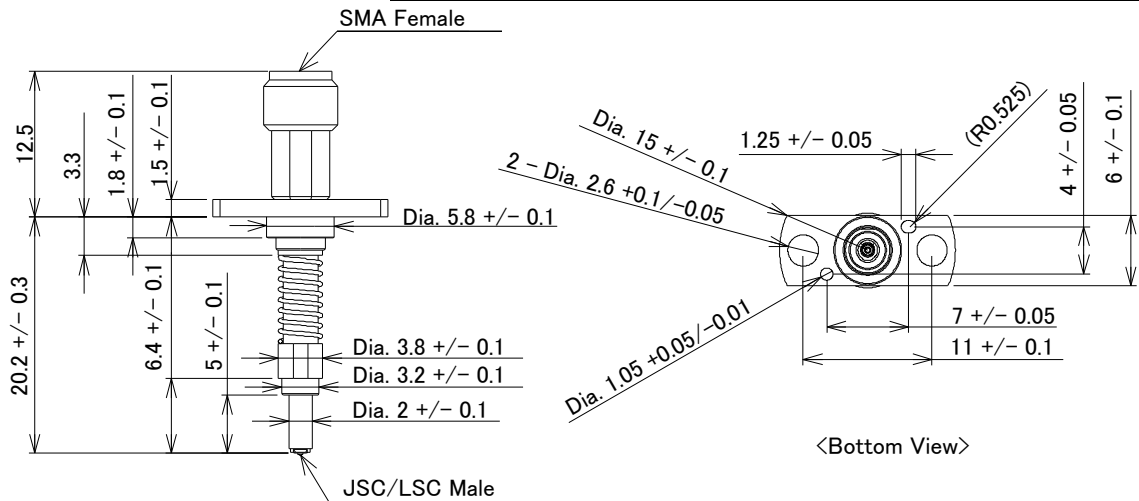
Automatic measurement probe for JSC cable and LSC cable.

E>

Use as	Application	
Auto measurement probe	JSC	LSC
	MM5831-2700 Cable plug	MM7831-2700 Cable plug

Calibration adapter for MM121546 is as below.

JSC	LSC
MM121530	MM121530
-	MM121651



<Bottom View>

Scale: Free
 Tolerance Unless
 Otherwise Specified: +/- 0.2
 Unit: mm

Figure 1 Construction

2. RATING:

Item	Specification	
Voltage Rating	30Vr.m.s. maximum	
Nominal Frequency Range	DC to 6GHz	
Nominal Impedance	50Ω	
Temperature Rating	-40°C to +85°C	
Insulation Resistance	500 MΩ minimum	
F> Withstanding Voltage	No evidence of breakdown in AC 300V r.m.s., 1 minute	
B> Initial Contact Resistance (without conductor resistance)	Center contact 35.0mΩmax. Outer contact 20.0mΩmax.	
E>B> Voltage Standing Wave Ratio (V.S.W.R.)	JSC	Meet the requirements of following spec. 1.4 max. (DC to 3GHz) 1.4 max. (3GHz to 6GHz)
	LSC	Meet the requirements of following spec. 1.4 max. (DC to 3GHz) 1.5 max. (3GHz to 6GHz)
C> Durability	1M cycles	

3. USE THIS PRODUCTS

3.1 The directions for attachment to measurement fixture.

The probe must be attached to fixture at the two screw holes in probe flange. (Figure 2)

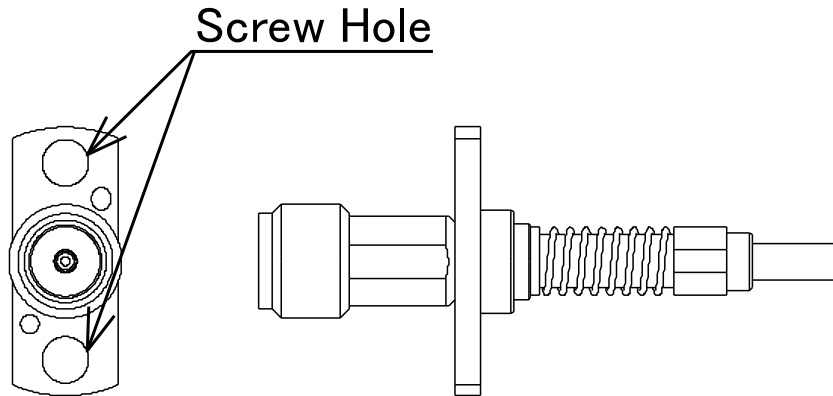


Figure 2 Screw hole position

F>E>A>

3.2 The tolerance of position against JSC cable and LSC cable.

Probe has the centering function by itself, +/-0.10mm is permitted against the hole center of JSC cable and LSC cable.

Please avoid needless force to SMA-Female connector to come back the original position when disengagement of probe.

The engagement strokes from the bottom surface of flange to the tip of probe is 18.2mm to 19.2mm. (Figure 3)

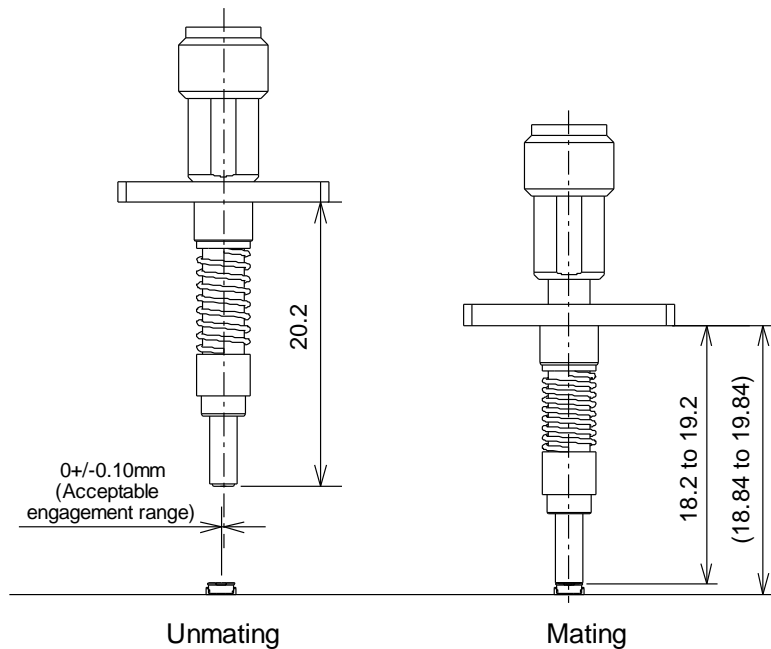


Figure.3 Acceptable Engagement range to JSC cable and LSC cable



Preliminary Specification of COAXIAL CONNECTOR
Preliminary SPEC No. : NMM04-PJ0123F
Part Number : MM121546

Written by H. Kitaguchi
Checked by T. Kuriyama
Date 16/Oct./2012

E>

3.3 The slant angle tolerance of probe against JSC cable and LSC cable (Figure 4)
To have the stable measurement, MM121546 slant angle must be +/-1.5degree.

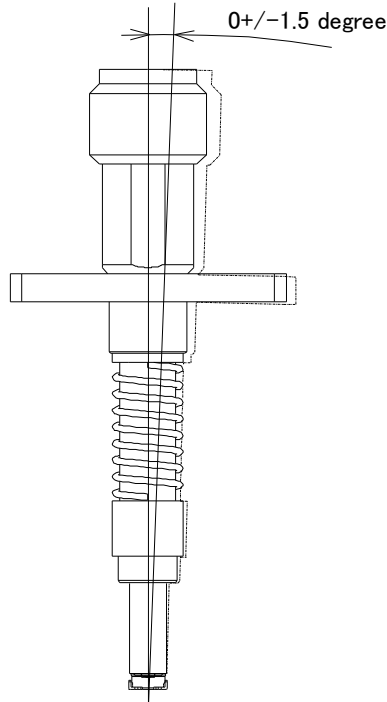


Figure.4 Probe Shape Operation Manual for Auto Measurement probe

3.4 Positioning of cable connector

This probe has directionality. Cable connector must be set as follows.

D>

