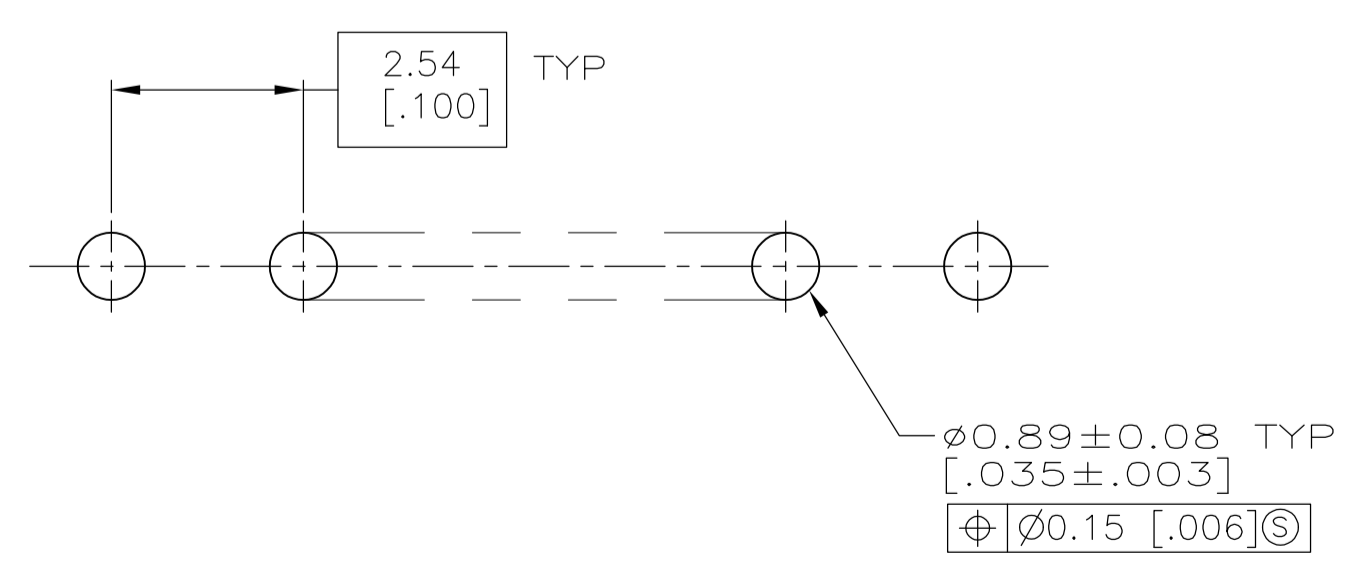
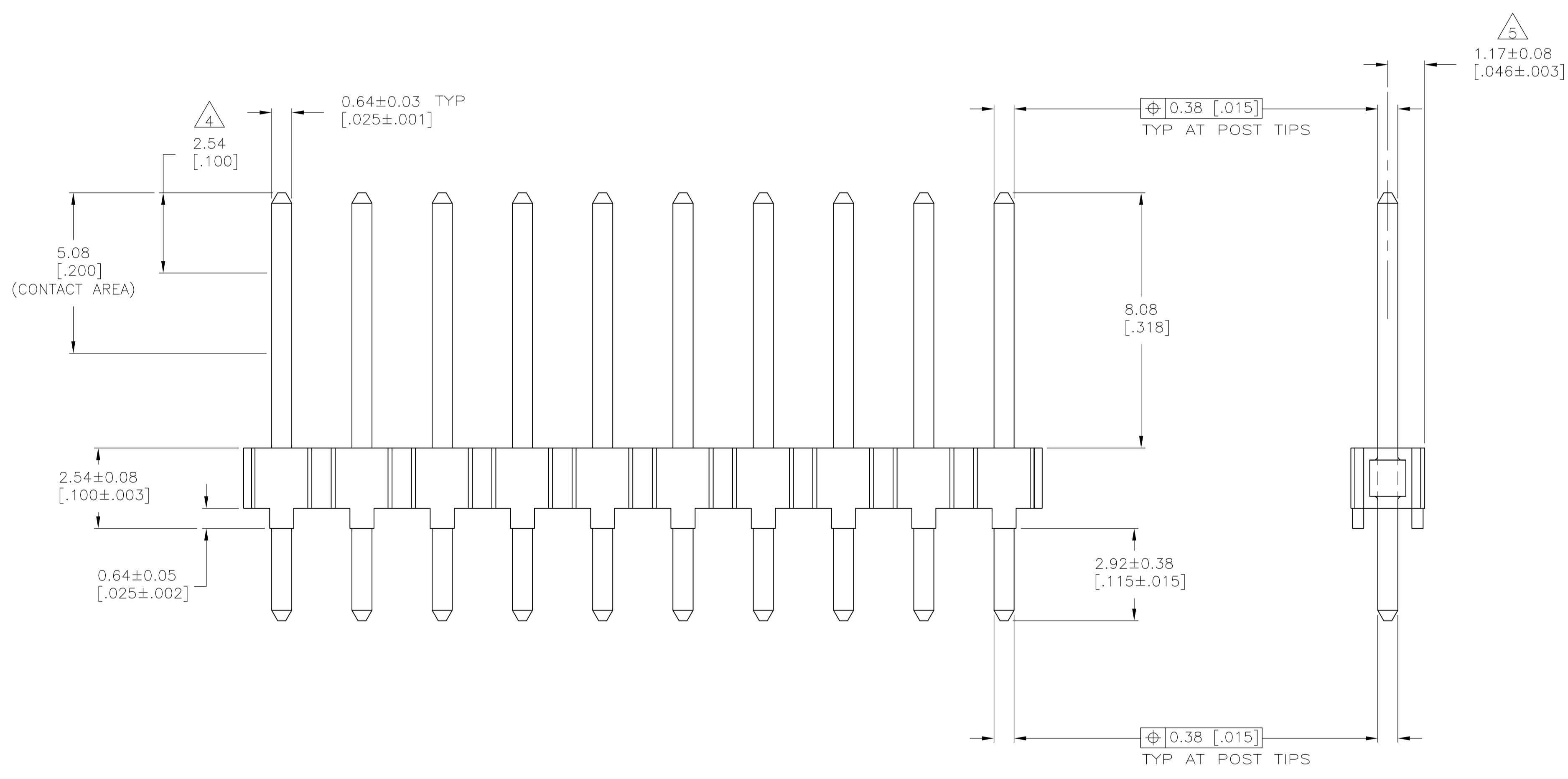
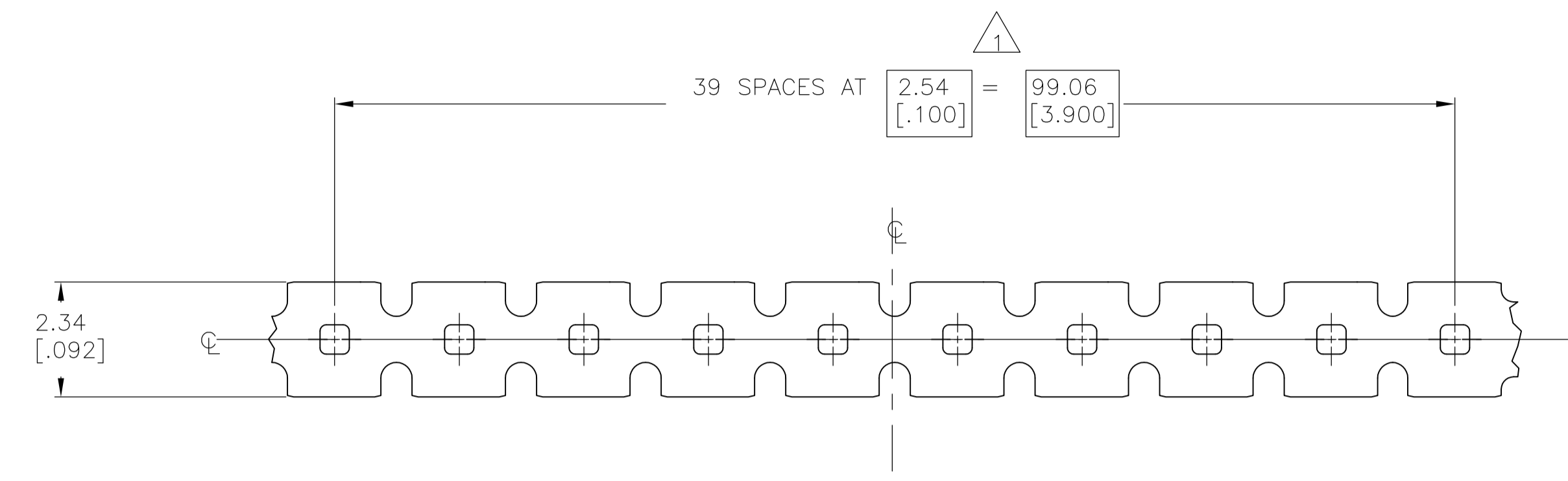


LOC		DIST		REVISIONS			
AD	00	REV	BY	DESCRIPTION	DATE	DMN	APVD
C	REVISED	PER	ECO-14-000264		09JUL2014	NK	MM



RECOMMENDED BOARD LAYOUT

- 1 DIMENSION APPLIES OVER 99.06mm [3.900 INCHES].
- 2 HOUSING: BLACK THERMOPLASTIC, 94V-0 RATED, HIGH TEMPERATURE COMPATIBLE. POST: COPPER ALLOY.
- 3 FINISH: 0.00076[.000030] GOLD IN MATING AREA, 0.00254[.000100]-0.00508[.000200] MATTE TIN-LEAD ON SOLDER TAIL, ALL OVER 0.00127[.000050] NICKEL.
- 4 POINT OF MEASUREMENT FOR PLATING THICKNESS.
- 5 THE NOTED DIMENSION APPLIES AT INTERSECTION OF POST AND HOUSING.
- 6 TRUE POSITION TOLERANCE OF THE POST TIPS APPLIES WHEN THE HEADERS ARE HELD FLAT AGAINST THE PCB.
- 7 PARTS ARE TO BE PACKAGED ON A REEL.
- 8 REELED ASSEMBLIES ARE TO BE BROKEN TO THE DESIRED POSITION SIZE AND USED AS A FUNCTIONAL SUBSTITUTE/ALTERNATIVE TO THE EXISTING AMP PART NUMBER SERIES 102976 AND 146277. THESE ASSEMBLIES ARE THE SAME IN FIT AND FUNCTION, BUT THE FORM WILL BE SLIGHTLY DIFFERENT (i.e. MOLDED HOUSING APPEARANCE AND BOW, DUE TO REELING REQUIREMENTS).
- 9 THIS PART NUMBER SPECIFIES ONE(1) LINE (i.e. PIN).
- 10 FINISH: 0.00076[.000030] GOLD IN MATING AREA, 0.00254[.000100]-0.00508[.000200] MATTE TIN ON SOLDER TAIL, ALL OVER 0.00127[.000050] NICKEL.

10	5-146870-1	9
3	146870-1	9
PLATING	PART NUMBER	

THIS DRAWING IS A CONTROLLED DOCUMENT.		DIN E. BRANDBERG 05-SEP-97		STE TE Connectivity	
DIMENSIONS: mm [INCHES]		CHK C. SCHMID 05-SEP-97		NAME: HEADER ASSEMBLY, SINGLE ROW, VERTICAL, REELED, CONTINUOUS	
TOLERANCES UNLESS OTHERWISE SPECIFIED:		APVD C. SCHMID 05-SEP-97		PRODUCT SPEC: -	
0. PLC ± -		APPLICATION SPEC: -		SIZE: A1	
1. PLC ± -		RESTRICTED TO: -		CAGE CODE: 00779	
2. PLC ± 0.13 [0.005]		WEIGHT: -		DRAWING NO: 146870	
3. PLC ± -		CUSTOMER DRAWING		SCALE: 10:1	
4. PLC ± -		SHEET: 1 OF 1		REV: C	
ANGLES ± -		SHEET: 1 OF 1		REV: C	
MATERIAL: SEE TABLE		SCALE: 10:1		REV: C	