

Type 2 surge arrester - VAL-SEC-T2-1S-350-FM - 2905333

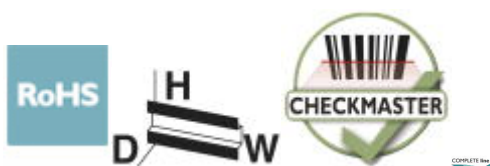
Please be informed that the data shown in this PDF Document is generated from our Online Catalog. Please find the complete data in the user's documentation. Our General Terms of Use for Downloads are valid (<http://phoenixcontact.com/download>)




Plug-in surge arrester, in accordance with Type 2/Class II, for 1-phase power supply networks with separate N and PE (3-conductor system: L1, N, PE), with remote indication contact.

Your advantages

- ✓ Varistor arrester with a low leakage current
- ✓ High-performance gas-filled surge arrester for N/PE protection
- ✓ Extremely narrow design, just 12 mm per position
- ✓ High continuous voltage of 350 V AC for 230/400 V AC networks with high voltage fluctuations
- ✓ Pluggable
- ✓ Low voltage protection level of 1.5 kV
- ✓ Optical, mechanical status indicator
- ✓ Floating remote indication contact
- ✓ Plugs can be checked with CHECKMASTER 2



Key Commercial Data

Packing unit	1 pc
GTIN	 4 046356 947732
GTIN	4046356947732

Technical data

Dimensions

Height	97.9 mm
Width	25.4 mm
Depth	74.5 mm (incl. DIN rail 7.5 mm)
Horizontal pitch	1.4 Div.

Ambient conditions

Degree of protection	IP20
----------------------	------

Type 2 surge arrester - VAL-SEC-T2-1S-350-FM - 2905333

Technical data

Ambient conditions

Ambient temperature (operation)	-40 °C ... 80 °C
Ambient temperature (storage/transport)	-40 °C ... 80 °C
Altitude	≤ 2000 m (amsl (above mean sea level))
Permissible humidity (operation)	5 % ... 95 %
Shock (operation)	30g (Half-sine / 11 ms / 3x ±X, ±Y, ±Z)
Vibration (operation)	5g (10 ... 500 Hz / 2.5 h / X, Y, Z)

General

IEC test classification	II
	T2
EN type	T2
IEC power supply system	TN-S
	TT
Mode of protection	L-N
	L-PE
	N-PE
Mounting type	DIN rail: 35 mm
Color	light grey RAL 7035
	traffic grey A RAL 7042
Housing material	PA 6.6-FR 20% GF
	PBT-FR
Degree of pollution	2
Flammability rating according to UL 94	V-0
Type	DIN rail module, two-section, divisible
Number of positions	2
Surge protection fault message	Optical, remote indicator contact

Protective circuit

Nominal voltage U_N	240 V AC (TN-S)
	240 V AC (TT)
Nominal frequency f_N	50 Hz (60 Hz)
Maximum continuous operating voltage U_C (L-N)	350 V AC
Maximum continuous operating voltage U_C (L-PE)	350 V AC
Maximum continuous voltage U_C (N-PE)	264 V AC
Rated load current I_L	40 A (Biconnect M4 fork-type cable lug 6 mm ²)
	63 A (TWIN ferrule 2 x 10 mm ²)
Residual current I_{PE}	≤ 1 μA
Nominal discharge current I_n (8/20) μs	20 kA
Maximum discharge current I_{max} (8/20) μs	40 kA
Follow current interrupt rating I_{fi} (N-PE)	100 A (264 V AC)
Short-circuit current rating I_{SCCR}	25 kA (in case of 315 A gG backup fuse)

Type 2 surge arrester - VAL-SEC-T2-1S-350-FM - 2905333

Technical data

Protective circuit

	50 kA (in case of 200 A gG backup fuse)
Voltage protection level U_p (L-N)	≤ 1.5 kV
Voltage protection level U_p (L-PE)	≤ 1.9 kV
Voltage protection level U_p (N-PE)	≤ 1.5 kV
Residual voltage U_{res} (L-N)	≤ 1.5 kV (at I_n)
	≤ 1.3 kV (at 10 kA)
	≤ 1.2 kV (at 5 kA)
	≤ 1.1 kV (at 4 kA)
	≤ 1 kV (at 2 kA)
Residual voltage U_{res} (N-PE)	≤ 0.5 kV (at I_n)
	≤ 0.5 kV (at 10 kA)
	≤ 0.5 kV (at 5 kA)
	≤ 0.5 kV (at 4 kA)
	≤ 0.5 kV (at 2 kA)
TOV behavior at U_T (L-N)	415 V AC (5 s / withstand mode)
	457 V AC (120 min / safe failure mode)
TOV behavior at U_T (N-PE)	1200 V AC (200 ms / withstand mode)
Response time t_A (L-N)	≤ 25 ns
Response time t_A (L-PE)	≤ 100 ns
Response time t_A (N-PE)	≤ 100 ns
Max. backup fuse with V-type through wiring	40 A (gG / Biconnect M4 fork-type cable lug, 6 mm ²)
	63 A (gG / TWIN ferrule 2x 10mm ²)
Max. backup fuse with branch wiring	315 A (gG)

Indicator/remote signaling

Switching function	PDT contact
Operating voltage	5 V AC ... 250 V AC
	125 V DC (200 mA DC)
Operating current	5 mA AC ... 1 A AC
	1 A DC (30 V DC)
Connection method	Plug-in/screw connection via COMBICON
Screw thread	M2
Tightening torque	0.25 Nm
Stripping length	7 mm
Conductor cross section flexible	0.14 mm ² ... 1.5 mm ²
Conductor cross section solid	0.14 mm ² ... 1.5 mm ²
Conductor cross section AWG	28 ... 16

Connection data

Connection method	Screw connection
Screw thread	M5

Type 2 surge arrester - VAL-SEC-T2-1S-350-FM - 2905333

Technical data

Connection data

Tightening torque	4.5 Nm
Stripping length	16 mm
Conductor cross section flexible	2.5 mm ² ... 16 mm ²
Conductor cross section solid	2.5 mm ² ... 25 mm ²
Conductor cross section AWG	12 ... 4
Connection method	Fork-type cable lug
Conductor cross section flexible	1.5 mm ² ... 6 mm ²

UL specifications

SPD Type	4CA
Maximum continuous operating voltage MCOV (L-N)	350 V AC
Maximum continuous operating voltage MCOV (L-G)	350 V AC
Maximum continuous operating voltage MCOV (N-G)	264 V AC
Nom. voltage	240 V AC
Mode of protection	L-N
	L-G
	N-G
Power distribution system	Single phase
Nominal frequency	50/60 Hz
Measured limiting voltage MLV (L-N)	2000 V
Measured limiting voltage MLV (L-G)	2080 V
Measured limiting voltage MLV (N-G)	950 V
Nominal discharge current I _n (L-N)	20 kA
Nominal discharge current I _n (L-G)	20 kA
Nominal discharge current I _n (N-G)	20 kA

UL indicator/remote signaling

Operating voltage	125 V AC
Operating current	1 A AC
Tightening torque	2 lb _F -in. ... 4 lb _F -in.
Conductor cross section AWG	30 ... 14

UL connection data

Conductor cross section AWG	14 ... 2 (solid)
	14 ... 4 (flexible)
Tightening torque	40 lb _F -in. ... 50 lb _F -in.

Standards and Regulations

Standards/regulations	IEC 61643-11 2011
	EN 61643-11 2012

Environmental Product Compliance

REACH SVHC	Lead 7439-92-1
------------	----------------

Type 2 surge arrester - VAL-SEC-T2-1S-350-FM - 2905333

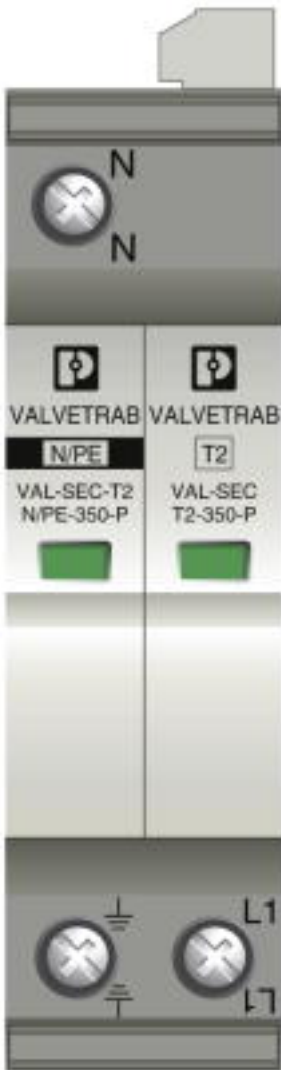
Technical data

Environmental Product Compliance

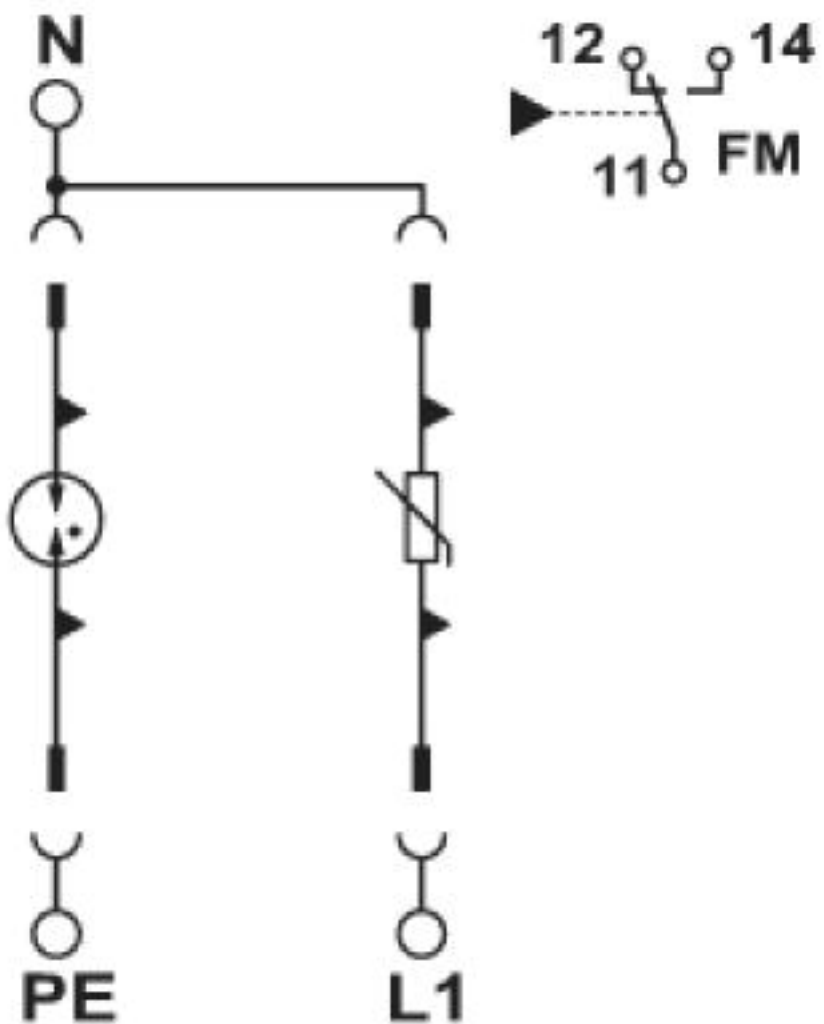
China RoHS	Environmentally Friendly Use Period = 50
	For details about hazardous substances go to tab "Downloads", Category "Manufacturer's declaration"

Drawings

Product drawing

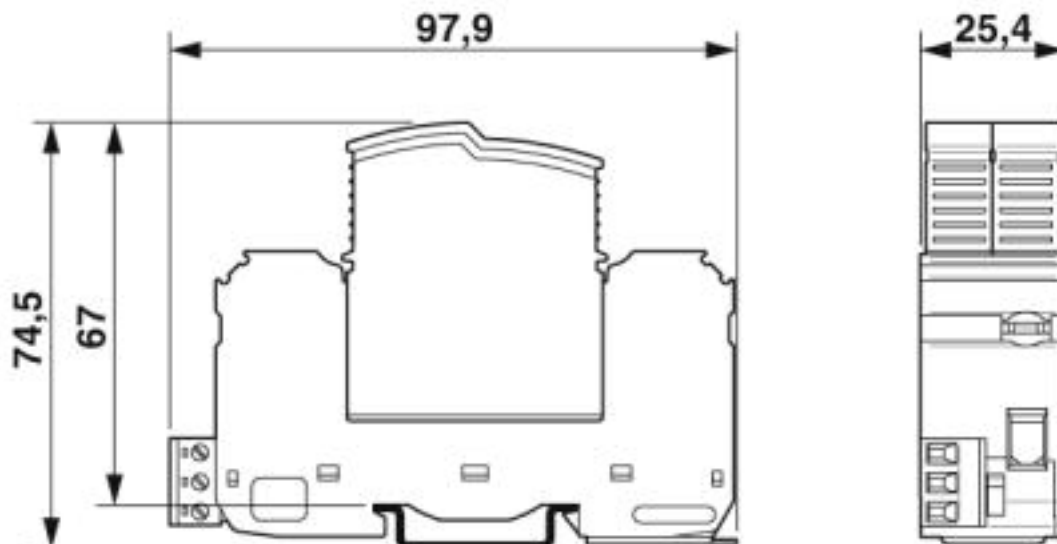


Circuit diagram



Type 2 surge arrester - VAL-SEC-T2-1S-350-FM - 2905333

Dimensional drawing



Approvals

Approvals

Approvals

DNV GL / CCA / UL Recognized / KEMA-KEUR / cUL Recognized / IECCE CB Scheme / EAC / cULus Recognized

Ex Approvals

Approval details

DNV GL		https://approvalfinder.dnvgl.com/	TAE000023D
--------	--	---	------------


CCA			NTR-NL 7347
-----	--	--	-------------


UL Recognized		http://database.ul.com/cgi-bin/XYV/template/LISEXT/1FRAME/index.htm	FILE E 330181
---------------	--	---	---------------

KEMA-KEUR		http://www.dekra-certification.com	2196453.01
-----------	--	---	------------


Type 2 surge arrester - VAL-SEC-T2-1S-350-FM - 2905333

Approvals

cUL Recognized		http://database.ul.com/cgi-bin/XYV/template/LISEXT/1FRAME/index.htm	FILE E 330181
----------------	---	---	---------------

IECEE CB Scheme		http://www.iecee.org/	NL-34356
-----------------	---	---	----------

EAC			RU C- DE.A*30.B01561
-----	---	--	-------------------------

cULus Recognized			
------------------	---	--	--

Phoenix Contact 2019 © - all rights reserved
<http://www.phoenixcontact.com>

PHOENIX CONTACT GmbH & Co. KG
Flachsmarktstr. 8
32825 Blomberg
Germany
Tel. +49 5235 300
Fax +49 5235 3 41200
<http://www.phoenixcontact.com>