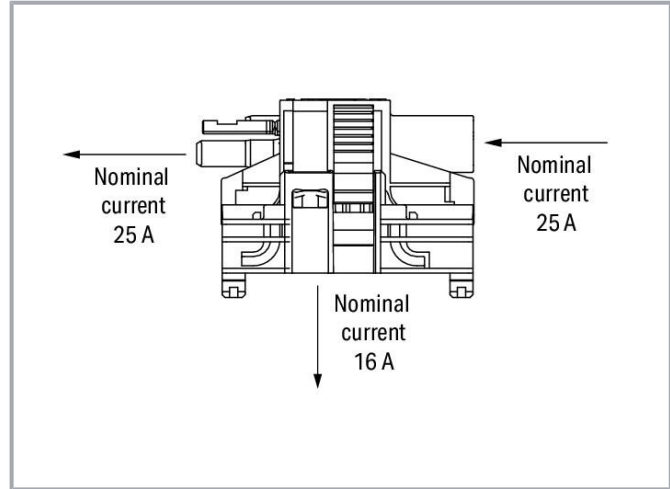



Data sheet | Item number: 770-6225

Linect® T-connector; 5-pole; Cod. A; 1 input; 2 outputs; white

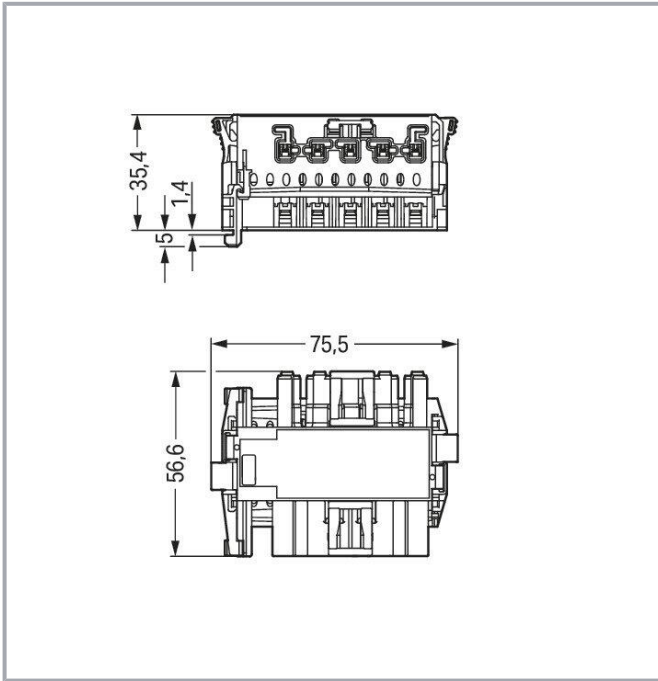
www.wago.com/770-6225



Subject to changes. Please also observe the further product documentation!

WAGO GmbH & Co. KG
Hansastr. 27
32423 Minden
Phone: +49571 887-0 | Fax: +49571 887-169
Email: info.de@wago.com | Web: www.wago.com

Do you have any questions about our products?
We are always happy to take your call at +49 (571) 887-44222.



Item description

Distribution connector *WINSTA*® MIDI 5-pole

The *WINSTA*® MIDI distribution connector 5-pole provides the foundation for assembly of solid and fine-stranded conductors. WAGO pluggable installation connectors can be used when requirements repeat or are planned on a specified grid, for example for installing grid lighting or flush-mount lighting. The coding options reduce installation errors, allowing fast, secure wiring of all components. The pluggable installation connector is protected against ingress by solid objects in accordance with protection type IP20 (When mated: IP2xC (These compact connectors are not designed for use in open, easily accessible areas!)). Lights with a state-of-the-art Linect® interface can be added quickly and easily into a new or existing installation with *WINSTA*®. The *WINSTA*® MIDI pluggable installation connector with A coding in white or black is usually used for general mains applications in power distribution. This pluggable installation connector can be used for electrical currents up to 25 A. Thus the product is ideally suitable for high power loads. *WINSTA*® MIDI with Push-in CAGE CLAMP® spring pressure connection technology is found in a broad range of individual products you can use for quick, easy, secure, tailored installation.

WINSTA® MIDI solutions for your electrical installation – protected against mismatching and maintenance-free

The *WINSTA*® Pluggable Connection System is perfectly tailored to the strict requirements of building installation. It makes electrical installation pluggable, and therefore more efficient, more reliable, and error-free. Use of this pre-assembled system decreases assembly times and errors during installation at the construction site. Choose durability and quality – the *WINSTA*® MIDI pluggable installation connector with protection type IP20 from WAGO makes the installation of electrical components noticeably easier.

Subject to changes. Please also observe the further product documentation!



-
- protection against mismatching eliminates errors
- simple circuits
- for any mains application
- exact dimensions
- rapid, structured electrical installation

Data

Electrical data

Ratings per IEC/EN

Ratings per	IEC/EN 60664-1
Nominal voltage (III/3)	400 V
Rated impulse voltage (III/3)	6 kV
Rated current	25 A
Legend (ratings)	(III / 3) ≙ Overvoltage category III / Pollution degree 3

Ratings per IEC/EN 2

Rated current 2	16 A
-----------------	------

Ratings per UL 1977

Note for the US market	Some versions may also be used for current interruption in accordance with the UL certificate in select applications with currents below 16 A and voltages up to 600 V. For further information, please contact your local sales office.
Rated voltage (UL 1977)	600 V
Rated current UL 1977	23 A

General

Note on contact resistance	approx. 1 mΩ of contact resistance approx. 0.25 mΩ contact transition plug/socket
----------------------------	--

Connection data

Total number of potentials	5
PE function	Preceding PE contact

Subject to changes. Please also observe the further product documentation!



Connection 1

Pole number	5
-------------	---

Physical data

Pin spacing	10 mm / 0.394 inches
Width	75.5 mm / 2.972 inches
Height	40.5 mm / 1.594 inches
Depth	56.6 mm / 2.228 inches

Mechanical Data

Technology	Linect
Application	General mains applications
Coding	A
Marking	N \perp L1 L2 L3
Potential marking	N \perp L1 L2 L3
Mating force of a plug-in connection	approx. 20 ... 70 N (depending on pole number)
Retention force of a plug-in connection	When locked: > 80 N
Unmating force of a plug-in connection	Unlocked: approx. 20 ... 70 N (depending on pole number)
Number of mating cycles	200, without resistive load
Type of distribution box	Linect [®] T-connector
Protection type	IP20; When mated: IP2xC (These compact connectors are not designed for use in open, easily accessible areas!)

Plug-in connection

Contact type (pluggable connector)	Socket/plug
Mismating protection	Yes
Note on mismating protection	All WINSTA [®] components are 100% protected against mismating when: a.) plugging different numbers of poles b.) plugging while rotated 180 c.) plugging while laterally staggered d.) plugging one pole
Locking lever	yes
Locking of plug-in connection	locking lever
Note on locking system	All connectors for mounted installations (snap-in versions for lighting fixtures or devices, all types of PCB and distribution connectors) are factory-equipped with locking levers to ensure

Subject to changes. Please also observe the further product documentation!



plugs and sockets are securely locked. Additional locking levers are only required for flying leads (plug/socket).

Material Data

Note (material data)

Information on material specifications can be found here

Color	white
Insulation material	Polyamide (PA66)
Flammability class per UL94	V0
Contact material	Copper or copper alloy; surface-treated
Contact plating	Tin
Fire load	0.942 MJ
Weight	42.2 g

Environmental requirements

Processing temperature	-5 ... +40 °C
Continuous operating temperature	-35 ... +85 °C
Note on continuous operating temperature	Insulating parts for temperatures \leq 105 °C

Commercial data

Product Group	20 (Winsta)
eCl@ss 10.0	27-44-06-02
eCl@ss 9.0	27-44-06-02
ETIM 8.0	EC002566
ETIM 7.0	EC002566
PU (SPU)	20 pcs
Packaging type	box
Country of origin	DE
GTIN	4050821654278
Customs tariff number	85366990990

Environmental Product Compliance

CAS-No.	131651-65-5
	144317-44-2
	220133-51-7
	220689-12-3
	25628-08-4

Subject to changes. Please also observe the further product documentation!

WAGO GmbH & Co. KG
 Hansastr. 27
 32423 Minden
 Phone: +49571 887-0 | Fax: +49571 887-169
 Email: info.de@wago.com | Web: www.wago.com

Do you have any questions about our products?
 We are always happy to take your call at +49 (571) 887-44222.

29420-49-3
 375-73-5
 503155-89-3
 507453-86-3
 68259-10-9


REACH Candidate List Substance	Perfluorobutane sulfonic acid (PFBS) and its salts
RoHS Compliance Status	Compliant, With Exemption
RoHS Exemption	6(c) 7(a) 7(c)-I 7(c)-II
SCIP notification number (Austria)	a5294cac-2d4c-4def-ab31-86b284b6ff3e
SCIP notification number (Belgium)	3a90be1f-8018-4085-83db-cf5ac993ffdb
SCIP notification number (Bulgaria)	0c1e1de2-15d0-4552-ae5c-a1403f3d5d18
SCIP notification number (Czech Republic)	916e44b2-08b1-4e25-9885-622c7ad81bb8
SCIP notification number (Denmark)	6eba43dd-bd3f-4c4f-89cd-4f7927c1d98b
SCIP notification number (Finland)	43f5d785-8ce7-4d24-9380-a0ea415e1cb3
SCIP notification number (France)	2180e245-7ee2-49bf-968d-a4717d63ca5d
SCIP notification number (Germany)	05a3ad0d-597f-4c61-b202-1fc3a639b65b
SCIP notification number (Hungary)	99d6a205-4bbe-47cc-b80f-f04ea1b73fbe
SCIP notification number (Italy)	4755257f-e5da-4398-b459-1daac2952f4a
SCIP notification number (Netherlands)	1f179663-90cf-41dc-9757-c7672e796886
SCIP notification number (Poland)	1b877ed7-303d-442e-acb2-82c391e16a56
SCIP notification number (Romania)	2fc37210-edee-48bf-96c2-f8f6f08911ef
SCIP notification number (Sweden)	1a4dde01-65d2-4ece-aaff-b1c619003e30

Other

Technology	Linect
------------	--------












Approvals / Certificates

General approvals


Logo	Approval	Additional Approval Text	Certificate name
	VDE VDE Prüf- und Zertifizierungsinstitut	EN 61535	40029808

Subject to changes. Please also observe the further product documentation!

Counterpart

	Item no.294-8115 Lighting connector; push-button, external; for Linect®; with direct ground contact; L3-L2-L1-PE-N; 5-pole; Cod. A; Lighting side: for solid conductors; Inst. side: for all conductor types; max. 2.5 mm ² ; Surrounding air temperature: max 85°C (T85); 2,50 mm ² ; white	www.wago.com/294-8115
	Item no.294-8015 Lighting connector; push-button, external; for Linect®; without ground contact; L3-L2-L1-PE-N; 5-pole; Cod. A; Lighting side: for solid conductors; Inst. side: for all conductor types; max. 2.5 mm ² ; Surrounding air temperature: max 85°C (T85); 2,50 mm ² ; white	www.wago.com/294-8015
	Item no.770-125 Socket; with strain relief housing; 5-pole; Cod. A; 4,00 mm ² ; white	www.wago.com/770-125
	Item no.770-135 Plug; with strain relief housing; 5-pole; Cod. A; 4,00 mm ² ; white	www.wago.com/770-135
	Item no.770-335 Plug; with strain relief housing; 5-pole; Cod. A; 4,00 mm ² ; white	www.wago.com/770-335
	Item no.770-325 Socket; with strain relief housing; 5-pole; Cod. A; 4,00 mm ² ; white	www.wago.com/770-325
	Item no.770-235 Plug; 5-pole; Cod. A; 4,00 mm ² ; white	www.wago.com/770-235
	Item no.770-225 Socket; 5-pole; Cod. A; 4,00 mm ² ; white	www.wago.com/770-225
	Item no.770-425 Socket; 5-pole; Cod. A; 4,00 mm ² ; white	www.wago.com/770-425
	Item no.771-9995/006-102 pre-assembled interconnecting cable; Eca; Socket/plug; 5-pole; Cod. A; H05VV-F 5G 1.5 mm ² ; 1 m; 1,50 mm ² ; white	www.wago.com/771-9995/006-102
	Item no.771-9995/106-102 pre-assembled connecting cable; Eca; Socket/open-ended; 5-pole; Cod. A; H05VV-F 5G 1.5 mm ² ; 1 m; 1,50 mm ² ; white	www.wago.com/771-9995/106-102
		www.wago.com

Subject to changes. Please also observe the further product documentation!



Item no.771-9995/206-102

pre-assembled connecting cable; Eca; Plug/open-ended; 5-pole; Cod. A; H05VV-F 5G 1.5 mm²; 1 m; 1,50 mm²; white /206-102

/771-9995



Item no.770-435

Plug; 5-pole; Cod. A; 4,00 mm²; white

www.wago.com

/770-435

Optional accessories

Cover

Cover



Item no.: 770-360

Lockout cap; for plugs; 5-pole; separable; yellow

www.wago.com/770-360



Item no.: 770-201

Lockout cap; 12-pole, separable; for sockets; Plastic; black

www.wago.com/770-201



Item no.: 770-221

Lockout cap; 12-pole, separable; for sockets; Plastic; white

www.wago.com/770-221

Downloads

Documentation

Bid Text

770-6225 X81 - Datei	2019 Feb 19	xml 2.9 kB	Download
770-6225 doc - Datei	2014 Dec 2	doc 23.6 kB	Download

CAD/CAE-Data

CAE data

WSCAD Universe 770-6225	URL	Download
-------------------------	-----	----------

Environmental Product Compliance

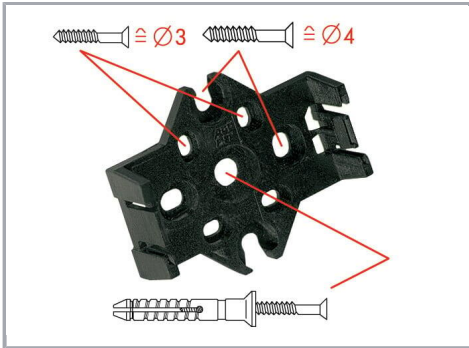
Compliance Search

Environmental Product Compliance 770-6225 Linect® T-connector; 5-pole; Cod. A; 1 input; 2 outputs; white	URL	Download
---	-----	----------

Subject to changes. Please also observe the further product documentation!

Installation Notes

Installation




Mounting plates can be secured using commercially available screws or nail-drive anchors.



The distribution connectors snap together when attached to the mounting plate.



To release the distribution connector, unlock the latch using a screwdriver.



All distribution connector connections are locked and protected against accidental disconnection directly after mating. Locking of any connection is released using a screwdriver, even if all connections are used.

Product family

WINSTA® MIDI

[Show all products from the family](#)

Subject to changes. Please also observe the further product documentation!