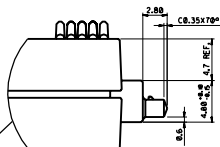
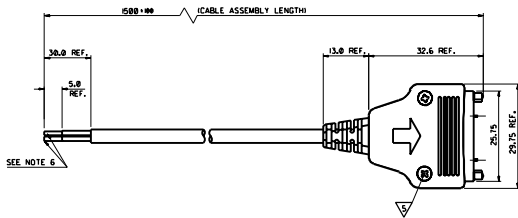
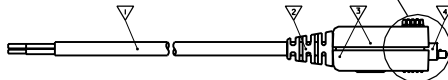


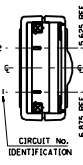
NO.	QUANTITY	SUPPLIER	DESCRIPTION	PART NO.	SEE NOTE
▽	1500mm	NO PREFERRED SUPPLIER	2 CORE CABLE	99036-0045	3, 4, 6
▽	1	MOLEX	MOULDED ON GROMMET	99038-0021	5
▽	1	MOLEX	UPPER SHELL LOWER SHELL	91200-0004 91200-0003	2
▽	1	MOLEX	MOBILE PHONE CONTACT UNIT	9101-5002	1, 2
▽	2	NO PREFERRED SUPPLIER	SELF TAPPING SCREWS	98848-0021	4



SCALE 5/1



SEE NOTE 6



MOLEX CABLE SPECIFICATION		ALL DIMENSIONS SHOWN IN MM		LANGUAGE ENGLISH	
MOLEX TYPE:	FLAT <input type="checkbox"/> ROUND <input checked="" type="checkbox"/>	SPRIN. CABLE:	YES <input type="checkbox"/> NO <input checked="" type="checkbox"/>	OTHER <input type="checkbox"/>	
2. CABLE REQUIREMENTS: # OF CONDUCTORS: <input type="checkbox"/>					
3. CONDUCTOR SPECIFICATIONS: 1.					
		CONDUCTOR NO.			
		1			
		2			
CONDUCTOR:		ONE	DC PIN		
- MATERIAL:		THREE CL	THREE CL		
- A.S.P.:		22	30		
- STRIPPING ATTITUDE:		7/20	1/20		
- TENSILE STRENGTH:		N/A	N/A		
- INSULATION:		PVC	PVC		
- MATERIAL THICKNESS:		0.25	0.25		
- CONDUIT:		BL/DC	RED		
- OUTSIDE DIAMETER:		1.27 DIA			
- SECTION OF LAY:		1	RED		
- LENGTH OF LAY:		407.6			
- USE NOTE:		IN - 2004			
4. FINISH: <input type="checkbox"/> ROUND TO MATCH THE ASSEMBLY ROUND					
5. CABLE JACKET TYPE: PVC					
- MIN. WALL THICKNESS: 0.25					
- COLOR: BLACK					
- MARKING: NONE					

WIRING DIAGRAM 2 CORE CABLE

CONDUCTOR NO.	CIRCUIT No.	CONDUCTOR COLOUR REF.
1	1	RED
2	2	BLACK

- NOTES:
1. MATES WITH 9100 SERIES HANDSET CONNECTOR.
 2. SEE PRODUCT SPECIFICATION PS-99020-0011.
 3. ONLY AVAILABLE FROM MOLEX AS PART OF A CABLE ASSEMBLY.
 4. SUPPLIER OR CUSTOMER APPROVED EQUIVALENT.
 5. PACKAGING: 10 PER BAG.
 6. CONDUCTORS TO BE STRIPPED AND TINED.

N/A X X
 JJOCORNE 97/10/10
 FHENNESS 98/01/22
 MWILHITE 98/01/22
 S9260116.DGN 92601-0016 SD-92601-015 1 OF 1

PIN POSITION MOD.
 ECN 1-8845
 JJOCORNE 98/01/10
 A2

SPC

PRE-RELEASE
 REFERENCE
 USE ONLY

92601-0016
 SD-92601-015

Sht. 1 of 1		MRI-SD-92601-015			
MODIFICATION RECORD INDEX					
ECN	ISS.	DATE	INIT	SPRS. AFFECTED	DESCRIPTION OF MOD.
ECN E80174	A	97.10.21	JOC	1	ORIGINAL ISSUE
ECN E80347	A1	98.02.16	JOC	1	COMPONENT PART NO. MOD.
ECN E80455	A2	98.04.16	JOC	1	PIN POSITION MOD.

MOLEX EUROPE		REVISE ONLY ON CAD SYSTEM	
DGMN FILENAME: S9260116.DGN		DTE: A2	

LEVEL CHART

1	17	33	49
2	18	34	50
3	19	35	51 LEVEL INDEX
4	20	36	52 RESERVED
5	21	37	53 RESERVED
6	22	38	54 Inspection Bar Icons
7	23	39	55 DIMENSIONS
8	24	40	56 TABLES/CHARTS
9	25	41	57 REVISION TEXT & MRI
10	26	42	58 Notes/Part - Engineer
11	27	43	59 Bill of Material
12	28	44	60 Notes/Part - Designer
13	29	45	61
14	30	46	62 Notes/Part - Technician
15	31	47	63 RESERVED
16	32	48	