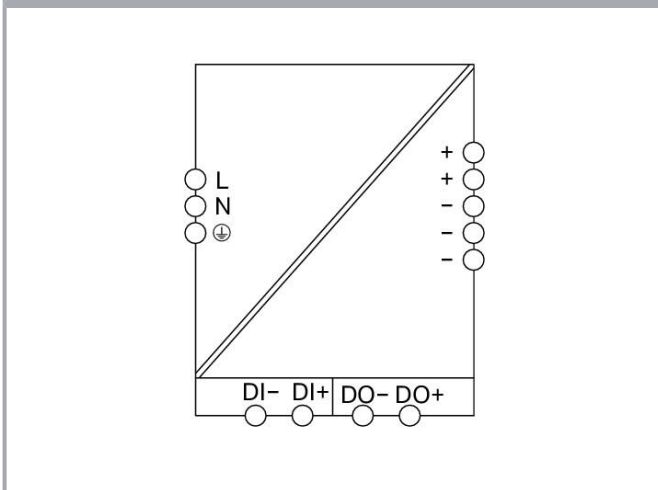


# Data sheet | Item number: 2787-2146

Power supply; Pro 2; 1-phase; 24 VDC output voltage; 10 A output current;  
TopBoost + PowerBoost; communication capability



[www.wago.com/2787-2146](http://www.wago.com/2787-2146)



## Item description

### Features:

- Power supply with TopBoost, PowerBoost and configurable overload behavior

Subject to changes. Please also observe the further product documentation!

WAGO GmbH & Co. KG  
Hansastr. 27  
32423 Minden  
Phone: +49571 887-0 | Fax: +49571 887-169  
Email: [info.de@wago.com](mailto:info.de@wago.com) | Web: [www.wago.com](http://www.wago.com)

Do you have any questions about our products?  
We are always happy to take your call at +49 (571) 887-44222.



- Configurable digital signal input and output, optical status indication, function keys
- Communication interface for configuration and monitoring
- Optional connection to IO-Link, EtherNet/IP™, Modbus TCP or Modbus RTU
- Suitable for both parallel and series operation
- Natural convection cooling when horizontally mounted
- Pluggable connection technology
- Electrically isolated output voltage (SELV/PELV) per EN 61010-2-201/UL 61010-2-201
- Marker slot for WAGO marking cards (WMB) and WAGO marking strips

## Data

### Technical data

#### Input

Phases	1
Nominal input voltage $U_{i\text{nom}}$	1 x AC 100 ... 240 V
Input voltage range	1 x AC 90 ... 264 V; DC 130 ... 240 V
Nominal mains frequency range	50 ... 60 Hz
Input current $I_i$	$\leq 1.2$ A (240 VAC; Nominal load); $\leq 2.7$ A (100 VAC; Nominal load)
Inrush current	$\leq 11$ A (after 1 ms)
Power factor correction (PFC)	Active
Mains failure hold-up time	$\geq 25$ ms (230 VAC)

#### Output

Nominal output voltage $U_{o\text{nom}}$	DC 24 V (SELV)
Output voltage range	DC 24 ... 28 V (adjustable)
Nominal output current $I_{o\text{nom}}$	10 A (24 VDC)
Nominal output power	240 W
Residual ripple	$\leq 70$ mV (peak-to-peak)
Current limitation	$1.1 \times I_{o\text{nom}}$ (typ.)
Overload behavior	TopBoost/PowerBoost/Time-limited constant current mode (other overload behaviors can be set)
PowerBoost	DC 15 A (5 s)
TopBoost	Up to 600 %

Subject to changes. Please also observe the further product documentation!



## Signaling and Communication

Signaling	Digital signal input and output (DI/DO)
Communication	USB (Communication Cable 750-923) Ethernet/IP (Communication Module 2789-9023) IO-Link (Communication Module 2789-9080) Modbus RTU (Communication Module 2789-9015) Modbus TCP (Communication Module 2789-9052)

## Efficiency/power losses

Power loss $P_I$	$\leq 1$ W (standby); $\leq 2.2$ W (no load); $\leq 12$ W (230 VAC; nominal load)
Efficiency (typ.)	95.2 % (230 VAC; 10 A; 25 °C)

## Circuit protection

Internal fuse	T 6.3 A / 250 VAC
Backup fusing (required)	An external DC fuse is required for the DC input voltage.
Backup fusing (recommended)	16 A (for USA/Canada: 15 A)

## Safety and protection

Isolation voltage (pri.-sec., AC)	3,510 V
Isolation voltage (pri.-PE, AC)	2,200 V
Isolation voltage (sec.-PE)	DC 0.5 kV
Protection class	I
Protection type	IP20; per EN 60529
Overvoltage category	III ( $\leq 2000$ m a.s.l.); II ( $> 2000$ m a.s.l.)
Pollution degree	2
Transient suppression (primary)	Yes
Overvoltage protection; secondary	Internal protective circuit $\leq 35$ VDC (in the event of a fault)
Short-circuit-protected	Yes
Open-circuit-proof	Yes
Parallel operation	Yes
Series operation	Yes
MTBF	$> 1,200,000$ h (per IEC 61709)

## Connection data

Connection type 1	Input/Output/Signaling
-------------------	------------------------

Subject to changes. Please also observe the further product documentation!



Connection technology	CAGE CLAMP®
WAGO connector	WAGO 721 Series
Solid conductor	0.08 ... 2.5 mm <sup>2</sup> / 28 ... 12 AWG
Fine-stranded conductor	0.08 ... 2.5 mm <sup>2</sup> / 28 ... 12 AWG
Fine-stranded conductor; with insulated ferrule	0.25 ... 1.5 mm <sup>2</sup> / 20 ... 16 AWG
Fine-stranded conductor; with uninsulated ferrule	0.25 ... 2.5 mm <sup>2</sup> / 20 ... 14 AWG
Strip length	8 ... 9 mm / 0.31 ... 0.35 inches

## Physical data

Width	50 mm / 1.969 inches
Height	130 mm / 5.118 inches
Depth from upper-edge of DIN-rail	130 mm / 5.118 inches
Note (dimensions)	Height without connector Height with connector: 166 mm

## Mechanical Data

Mounting type	DIN-35 rail
---------------	-------------

## Material Data

Weight	1000 g
--------	--------

## Environmental requirements

Ambient temperature (operation)	-25 ... +70 °C (Device starts at -40 °C (type-tested))
Ambient temperature (storage)	-40 ... +85 °C
Relative humidity	5 ... 96 % (no condensation permissible)
Derating	-3 %/K (> +55 °C and $U_i < 230$ VAC); -3 %/K (> +60 °C and $U_i \geq 230$ VAC)
Operating altitude (max.)	5000 m

## Standards and specifications

Conformity marking	CE
Standards/specifications	SEMI F47 EN 61010-1 EN 61010-2-201 EN 61204-3 UL 61010-1 UL 61010-2-201

Subject to changes. Please also observe the further product documentation!

WAGO GmbH & Co. KG  
Hansastr. 27  
32423 Minden  
Phone: +49571 887-0 | Fax: +49571 887-169  
Email: [info.de@wago.com](mailto:info.de@wago.com) | Web: [www.wago.com](http://www.wago.com)

Do you have any questions about our products?  
We are always happy to take your call at +49 (571) 887-44222.

## Commercial data


ETIM 8.0	EC002540
ETIM 7.0	EC002540
PU (SPU)	1 pcs
Packaging type	box
Country of origin	CN
GTIN	4055143907330
Customs tariff number	85044083900

## Environmental Product Compliance


RoHS Compliance Status	Compliant, No Exemption
------------------------	-------------------------

## Approvals / Certificates


### General approvals

Logo	Approval	Additional Approval Text	Certificate name
	UL Underwriters Laboratories Inc.	UL 61010-2-201	E255817

### Declarations of conformity and manufacturer's declarations

Logo	Approval	Additional Approval Text	Certificate name
	EU-Declaration of Conformity WAGO GmbH & Co. KG	-	-

### Approvals for hazardous areas

Logo	Approval	Additional Approval Text	Certificate name
	UL Underwriters Laboratories Inc. (HAZARDOUS LOCATIONS)	UL 121201	A- E198726

Subject to changes. Please also observe the further product documentation!

## Optional accessories

### Marking accessories

#### Marking strip



**Item no.: 2009-110**

Marking strips; for Smart Printer; on reel; not stretchable; plain; snap-on type; white

[www.wago.com/2009-110](http://www.wago.com/2009-110)

#### Marker carrier



**Item no.: 2789-1233**

Marker carrier; for WMB or marking strips; Length: 33 mm

[www.wago.com/2789-1233](http://www.wago.com/2789-1233)

#### Marker



**Item no.: 2009-115**

WMB-Inline; for Smart Printer; 1500 pieces on roll; stretchable 5 - 5.2 mm; plain; snap-on type; white

[www.wago.com/2009-115](http://www.wago.com/2009-115)

### Communication

#### Communication module



**Item no.: 2789-9080**

Communication module; IO-Link; communication capability

[www.wago.com/2789-9080](http://www.wago.com/2789-9080)



**Item no.: 2789-9015**

Communication module; Modbus RTU; RJ45; communication capability

[www.wago.com/2789-9015](http://www.wago.com/2789-9015)



**Item no.: 2789-9052**

Communication module; Modbus TCP; communication capability

[www.wago.com/2789-9052](http://www.wago.com/2789-9052)



**Item no.: 2789-9023**

Communication module; EtherNet/IP; communication capability

[www.wago.com/2789-9023](http://www.wago.com/2789-9023)

#### Communication cable



**Item no.: 750-923**

Configuration cable; USB connector; Length: 2.5 m

[www.wago.com/750-923](http://www.wago.com/750-923)

### Tool

#### Operating tool



**Item no.: 210-721**

Operating tool; Blade: 5.5 x 0.8 mm; with a partially insulated shaft; multicoloured

[www.wago.com/210-721](http://www.wago.com/210-721)

Subject to changes. Please also observe the further product documentation!

WAGO GmbH & Co. KG

Hansastr. 27

32423 Minden

Phone: +49571 887-0 | Fax: +49571 887-169

Email: [info.de@wago.com](mailto:info.de@wago.com) | Web: [www.wago.com](http://www.wago.com)

Do you have any questions about our products?

We are always happy to take your call at +49 (571) 887-44222.



Item no.: 210-720

Operating tool; Blade: 3.5 x 0.5 mm; with a partially insulated shaft; multicoloured

[www.wago.com/210-720](http://www.wago.com/210-720)

## Cables and pluggable connectors

Communication cable



Item no.: 750-923/000-001

Configuration cable; USB connector; Length: 5 m

[www.wago.com/750-923/000-001](http://www.wago.com/750-923/000-001)

## Downloads

### Documentation

#### Manual

Product Manual Power supply; Pro 2; 1-phase; 24 VDC output voltage; 10 A output current	V 1.0.0 2022 Jul 20	pdf 8.4 MB	Download
TopBoost + PowerBoost; communication capability			

#### Bid Text

2787-2146_EUSA X81 - Datei	2019 Jul 4	xml 8.1 kB	Download
2787-2146_EUSA docx - Datei	2019 Jul 4	docx 23.9 kB	Download
ausschreiben.de 2787-2146		URL	Download

#### Instruction Leaflet

WAGO Pro 2 Power Supplies 1-phasig; 24 VDC / 10 A	V 1.1.0 2021 Apr 26	pdf 4.6 MB	Download
--	------------------------	---------------	----------

#### Additional Information

Disposal and Recycling Electrical and electronic equipment, Batteries, Packaging	V 1.1.0 2022 Aug 18	pdf 2.2 MB	Download
---	------------------------	---------------	----------

## Engineering-Software

### Configuration and Commissioning Software

WAGO Interface Configuration Software G2 SMALL	1.00.10.01	exe	Download
--	------------	-----	----------

Subject to changes. Please also observe the further product documentation!



The full setup only includes the WAGO Interface Configuration Software G2.	2022 Jan 20	31.0 MB	
WAGO Interface Configuration Software G2 FULL	1.00.10.01	exe	Download
The full setup, in addition to the WAGO Interface Configuration Software G2, includes the installation for the Microsoft .NET Framework.	2022 Jan 20	114.9 MB	

### WAGO IO-Link Configurator

WAGO IO-Link Configurator	V5.1.1-6618	ZIP	Download
	2022 Feb 16	91.8 MB	

WAGO IO-Link Configurator allows configuration, parameterization, operation and monitoring of WAGO IO-Link Masters in the WAGO I/O System 750 and WAGO I/O System Field, and especially of the WAGO IO-Link devices connected to them.

Additionally, WAGO IO-Link Configurator can be used for complete configuration and operation of all IO-Link devices of third-party manufacturers, as long as they comply with the IO-Link specification. A product's process data can be visualized graphically and stored in trend curves. Up to eight elements can be selected for visualization, and the data can be recorded for up to 24 hours.

Device description files for the IO-Link Masters (IOLM) or IO-Link Devices (IODD) can be used to integrate new devices into the tool at any time. Convenient access to the IO-Link user organization's IODDfinder is available for the IODDs. This allows automated, selective download of IODDs when integrating new IO-Link devices. An integrated IODD viewer allows detailed insight into the IODD device description.

WAGO IO-Link Configurator can be used either as a standalone program or integrated into engineering systems with a TCI interface and WAGO-I/O-CHECK.

IO-Link Configurator can also be used to integrate the IO-Link Master (750-657) of the WAGO I/O System 750 Series and to access all the configurator's functions. This is made possible by the WAGO I/O System 750 IO-Link Adapter, which can be retrofitted. The WAGO I/O System 750 IO-Link Adapter requires the current version of WAGO IO-Link Configurator and a current version of WAGO-I/O-CHECK.

In addition, the download file contains the device descriptions for the respective fieldbus systems of the WAGO I/O System Field modules. These are pre-installed in the Configurator setup.

The WAGO IO-Link Configurator license is assigned to the specific PC on which it is installed (a workstation license).

Register now and test our engineering software for 30 days at no cost.

### Runtime Software

#### Firmware

2787-2146, Stromversorgung; Pro 2	V 010513	zip	Download
WAGO_FW2787-2146_V010513_W	2021 Oct 13	1.2 MB	

### CAD/CAE-Data

#### CAE data

ZUKEN Portal 2787-2146	URL	Download
------------------------	-----	----------

EPLAN Data Portal 2787-2146	URL	Download
-----------------------------	-----	----------

Subject to changes. Please also observe the further product documentation!

WAGO GmbH & Co. KG  
 Hansastr. 27  
 32423 Minden  
 Phone: +49571 887-0 | Fax: +49571 887-169  
 Email: [info.de@wago.com](mailto:info.de@wago.com) | Web: [www.wago.com](http://www.wago.com)

Do you have any questions about our products?  
 We are always happy to take your call at +49 (571) 887-44222.





#### CAD data

2D/3D Models 2787-2146

[URL](#)

[Download](#)

---

#### Environmental Product Compliance

##### Compliance Search

Environmental Product Compliance 2787-2146

[URL](#)

[Download](#)

Power supply; Pro 2; 1-phase; 24 VDC output voltage; 10 A output current; TopBoost + PowerBoost; communication capability

---

#### Installation Notes

#### Product family

**Pro 2**

[Show all products from the family](#)

Subject to changes. Please also observe the further product documentation!

---

WAGO GmbH & Co. KG

Hansastr. 27

32423 Minden

Phone: +49571 887-0 | Fax: +49571 887-169

Email: [info.de@wago.com](mailto:info.de@wago.com) | Web: [www.wago.com](http://www.wago.com)

Do you have any questions about our products?

We are always happy to take your call at +49 (571) 887-44222.