

Contact insert module - HC-M-03/04-CT-M - 1414364


Please be informed that the data shown in this PDF Document is generated from our Online Catalog. Please find the complete data in the user's documentation. Our General Terms of Use for Downloads are valid (<http://phoenixcontact.com/download>)



Contact insert module, number of positions: 3+4, power contacts: 3, control contacts: 4, Pin, Crimp connection, 830 V, 40 A, 1.5 mm² ... 6 mm², application: Power/signal



Key Commercial Data

Packing unit	5 pc
Minimum order quantity	5 pc
GTIN	 4 055626 025070
GTIN	4055626025070

Technical data

Dimensions

Height	44.3 mm
Width	34.2 mm
Length	14.6 mm

Electrical characteristics

Rated voltage (III/3)	830 V (power contacts)
	830 V (control contacts)
Rated current	40 A (power contacts)
	10 A (control contacts)
Rated surge voltage	8 kV (power contacts)
	8 kV (control contacts)
Connection profile	3+4

Ambient conditions

Ambient temperature (operation)	-40 °C ... 125 °C
---------------------------------	-------------------

Mechanical characteristics

Conductor cross section	1.5 mm ² ... 6 mm ² (power contacts)
-------------------------	--

Contact insert module - HC-M-03/04-CT-M - 1414364

Technical data

Mechanical characteristics

	0.14 mm ² ... 2.5 mm ² (control contacts)
Connection cross section AWG	16 ... 10 (power contacts)
	26 ... 14 (control contacts)
Stripping length of the individual wire	9 mm (9.6 mm (4-6 mm ²))
	8 mm (6 mm (2,5 mm ²))
Contact diameter	4 mm
Wire diameter including insulation	5 mm (for power contacts)
Insertion/withdrawal cycles	≥ 500
Minimum housing height	52 mm

General

Note	For HEAVYCON HC-B6 to B48 housing, HC-M-MHR... hinged retaining frame required, crimp connection, power contacts: CK 4,0-ED..., control contacts: CK 1,6-ED... (crimp contacts not supplied as standard)
	Connectors may be operated only when there is no load/voltage.
Series	HC-M-03/04
Color	light gray
Number of module slots	1
Connection method	Crimp connection (power contacts)
	Crimp connection (control contacts)
Contact type	turned
Flammability rating according to UL 94	V0
Degree of pollution	3
Overvoltage category	III
Assembly instructions	To ensure correct use, installation in housing with IP54 protection or better is required
Connection	The module cannot be used simultaneously with HC-B...-TMB-SD-IP65 and HC-B...-TMS-SD-IP65 protective covers. Not suitable for CK1,6-ED...POF fiber optic contacts.

Material data

Contact material	Copper alloy
Contact surface material	Ag
Contact carrier material	PC

Standards and Regulations

Flammability rating according to UL 94	V0
--	----

Environmental Product Compliance

China RoHS	Environmentally friendly use period: unlimited = EFUP-e
	No hazardous substances above threshold values

Approvals

Approvals

Contact insert module - HC-M-03/04-CT-M - 1414364


Approvals


Approvals

CSA / UL Recognized / EAC

Ex Approvals

Approval details

CSA		http://www.csagroup.org/services-industries/product-listing/	13631
Nominal voltage UN		600 V	
Nominal current IN		33 A	
mm ² /AWG/kcmil		10	

UL Recognized		http://database.ul.com/cgi-bin/XYV/template/LISEXT/1FRAME/index.htm	E118976
Nominal voltage UN		600 V	
Nominal current IN		40 A	
mm ² /AWG/kcmil		10	

EAC		RU C- DE.AI30.B.01102
-----	---	--------------------------

Phoenix Contact 2019 © - all rights reserved
<http://www.phoenixcontact.com>

PHOENIX CONTACT GmbH & Co. KG
Flachsmarktstr. 8
32825 Blomberg
Germany
Tel. +49 5235 300
Fax +49 5235 3 41200
<http://www.phoenixcontact.com>