

RCH424024FG

Weidmüller Interfaces GmbH & Co. KG

Postfach 3030

32760 Detmold

Tel. +49 5231 14-0

Fax. +49 5231 14-2083

info@weidmueller.com

www.weidmueller.com



Proven switching condition monitoring of signals
In safety-related applications, relays with positively-driven contacts have proven themselves many times over. The positively-driven operation ensures a synchronous switching status at both contacts, so that the signal contact maintains the same switching status in the event of an error. Thus, diagnostic coverage of 99% is achieved. Our TERMSERIES relay modules are predestined for secure signal monitoring in a wide range of applications. Their switching function is clearly indicated by an illuminated ejection lever, which also has an integrated marker holder. Compatibility with all accessories from the TERMSERIES allows high flexibility and easy integration into existing systems. TERMSERIES relay modules have the cULus certification required for use in the North American market.

- 2 CO contacts with 6 A, forcibly guided according to EN 61810-3 type B
- Positive guidance ensures a synchronous switching status at both contacts and achieves a diagnostic coverage of 99%
- UL approval for the North American market
- Ejection lever with integrated marker channels

General ordering data

Version	TERMSERIES, Relay with positively driven contacts, Number of contacts: 2, CO contacts forcibly guided (EN 61810-3 type B) AgNi, Rated control voltage: 24 V DC, Continuous current: 6 A, Test button available: No
Order No.	2723360000
Type	RCH424024FG
GTIN (EAN)	4050118786071
Qty.	20 pc(s).

RCH424024FG

Weidmüller Interfaces GmbH & Co. KG

Postfach 3030

32760 Detmold

Tel. +49 5231 14-0

Fax. +49 5231 14-2083

info@weidmueller.com

Technical data

www.weidmueller.com

Dimensions and weights

Depth	25.5 mm	Depth (inches)	1.004 inch
Height	29 mm	Height (inches)	1.142 inch
Width	12.6 mm	Width (inches)	0.496 inch
Net weight	19.5 g		

Temperatures

Storage temperature	-25 °C...70 °C	Operating temperature	-25 °C...70 °C
Humidity	5...85 %, no condensation		

Rated data UL

Certificate No. (cURus)	E224238
-------------------------	---------

Control side

Rated control voltage	24 V DC	Rated current DC	29.2 mA
Power rating	585 mVA, 565 mW	Pull-in/drop-out voltage, typ.	18 V / 2.4 V DC
Coil resistance	823 Ω ± 10 %	Coil tolerance	10 %

Load side

Rated switching voltage	250 V AC	Continuous current	6 A
Max. switching frequency at rated load	0.1 Hz	Max. switching voltage, AC	250 V
Max. switching voltage, DC	250 V	AC switching capacity (resistive), max.	1500 VA
DC switching capacity (resistive), max.	144 W @ 24 V	Switch-on delay	≤ 30 ms
Switch-off delay	< 20 ms	Contact type	2 CO contacts forcibly guided (EN 61810-3 type B) (AgNi)
Mechanical service life	10 x 10 ⁶ switching cycles	Min. switching power	10 mA @ 5 V

General data

Rail	TS 35	Test button available	No
Mechanical switch position indicator	No	Colour	Transparent

Insulation coordination

Rated voltage	300 V	Pollution severity	2
Surge voltage category	III	Clearance and creepage distances for control side - load side	≥ 8 mm
Dielectric strength for control side - load side	4 kV _{eff} / 1 Min.	Type of isolation at input and output	reinforced insulation
Dielectric strength of neighbouring contacts	3 kV _{eff} / 1 Min.	Type of isolation at neighbouring contacts	reinforced insulation
Dielectric strength of open contact	1,5 kV _{eff} / 1 min.	Impulse withstand voltage at neighbouring contacts	6 kV (1.2/50 μs)
Protection degree	IP20		

Further details of approvals / standards

Standards	EN 61810-3	Certificate No. (cURus)	E224238
-----------	------------	-------------------------	---------

RCH424024FG

Weidmüller Interfaces GmbH & Co. KG

Postfach 3030

32760 Detmold

Tel. +49 5231 14-0

Fax. +49 5231 14-2083

info@weidmueller.com

Technical data

Classifications

ETIM 6.0	EC001437	ETIM 7.0	www.weidmueller.com	EC001437
ETIM 8.0	EC001437	ECLASS 9.0		27-37-16-01
ECLASS 9.1	27-37-16-01	ECLASS 10.0		27-37-16-01
ECLASS 11.0	27-37-16-01	ECLASS 12.0		27-37-16-01

Approvals

Approvals



UL File Number Search	UL Website
Certificate No. (cURus)	E224238

Downloads

Engineering Data	CAD data – STEP
Engineering Data	EPLAN
Catalogues	Catalogues in PDF-format

RCH424024FG

Weidmüller Interfaces GmbH & Co. KG

Postfach 3030

32760 Detmold

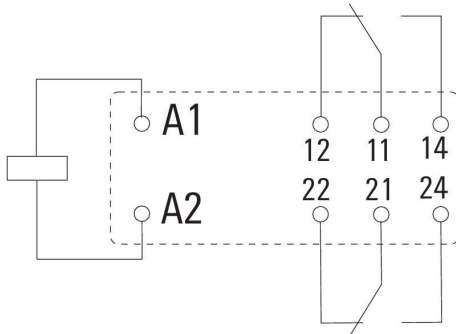
Tel. +49 5231 14-0

Fax. +49 5231 14-2083

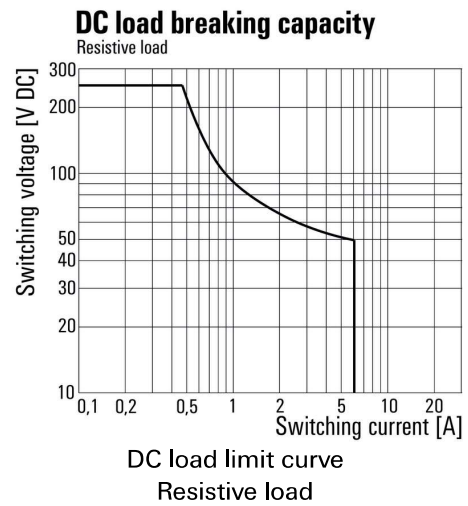
info@weidmueller.com

Drawings

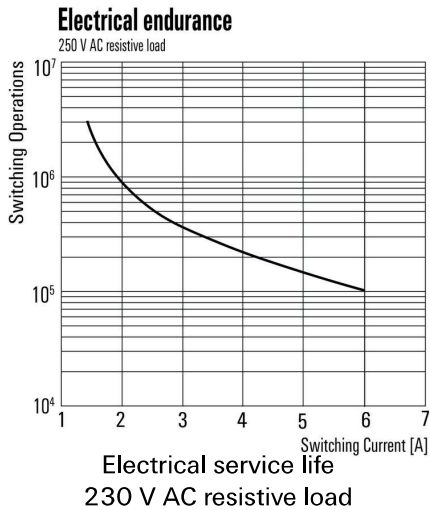
Wiring diagram



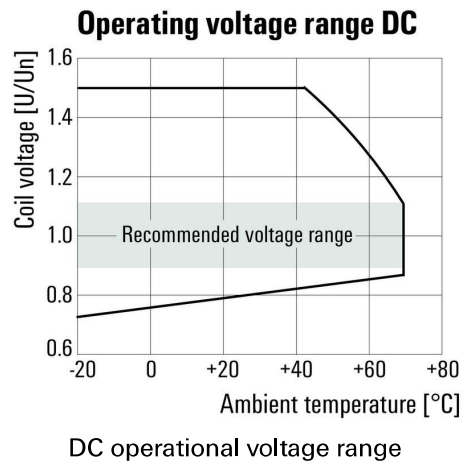
Graph



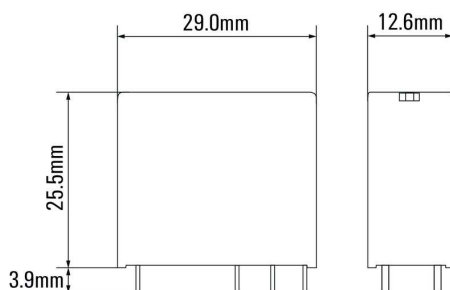
Graph



Graph



Dimensional drawing



RCH424024FG

Weidmüller Interfaces GmbH & Co. KG

Postfach 3030

32760 Detmold

Tel. +49 5231 14-0

Fax. +49 5231 14-2083

info@weidmueller.com

www.weidmueller.com

Drawings

Miscellaneous

