

TDR-F

Off Delay & One Shot Timer



- 24 to 240VAC/VDC (Universal Voltage)
- Off Delay & One Shot Functions
- Time ranges up to 24 hrs
- Adjustment Knobs
- Plug-In Package
- DPDT Contacts
- Status LEDs



Listed
42L2

Specifications

Electrical

Supply Voltage: 24 to 240VAC/VDC

Frequency: 50 to 400Hz

Functions: On Delay & Interval On

Time Ranges: 0.1Sec. up to 24 Hrs.

Fine Adjustment Pot:

On Top: Adjusts within Range

Remote (11Pin): 1KΩ to 20KΩ
Adjusts within Range

Power Consumption: 1.5VA

Indicators: 2 LEDs

Output Rating @ 25°C:

5 Amps @ 250VAC (General Purpose)

1/8 HP @ 120VAC

5 Amps @ 30VDC

B300 (Pilot Duty)

360 VA

3 Amps @ 120VAC

1.5 Amps @ 240VAC

Physical

Mounting: Plug-In

Termination: 8 or 11Pin

Packaging: Dust Cover

Weight: 8.5 Oz. Approx.

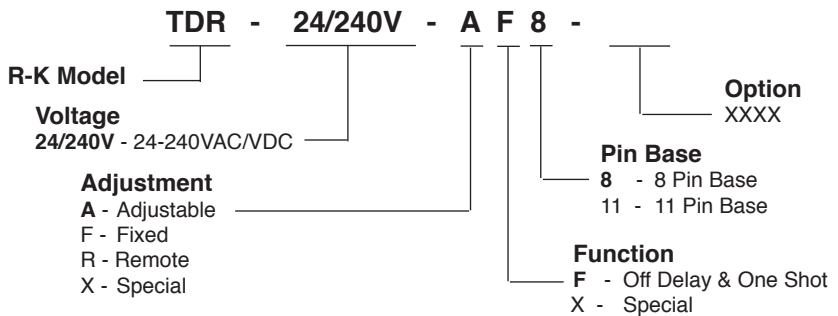
Ambient Temperatures

Operating: 0°C to 65°C

Storage: -40°C to 85°C

Must be used with UL approved socket to satisfy UL Listing.

Ordering Information



Part number includes socket and holddown.

Off Delay & One Shot

Operations

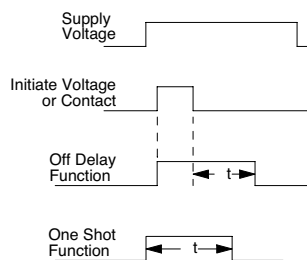
The TDR-F allows you to select between Off Delay and one Shot timing. The universal supply voltage accepts most typical control voltages

By selecting Off Delay with the function pot on the top, with supply voltage applied, when the Initiate Voltage or Contact are activated, the internal relay is energized. When the Initiate Voltage or Contact are de-activated, the internal relay remains energized and the timing begins. After the time delay, the internal relay de-energizes and the timing resets.

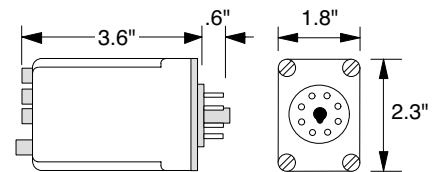
If the Initiate Voltage or Contact re-activate before the timing cycle is completed, the timing is reset. The timing will re-start when the Initiate Voltage or Contact is de-activated again.

By selecting One Shot with the function pot on the top, with supply voltage applied, when the Initiate Voltage or Contact is activated, the internal relay is energized and the timing begins. After the time delay is completed, the internal relay de-energizes and the timing is reset.

Re-activating the Initiate Voltage or Contact during timing does not interrupt the timing cycle.



Dimensions



Connections

