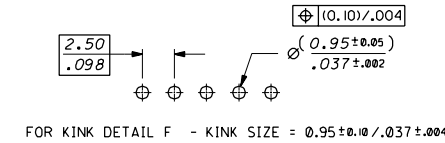
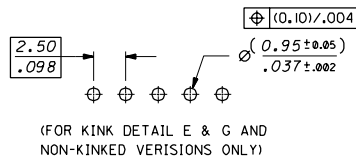
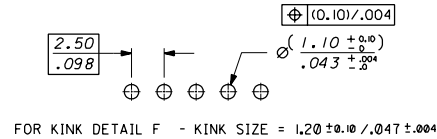
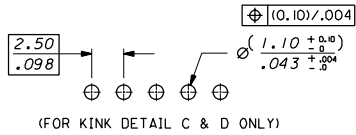
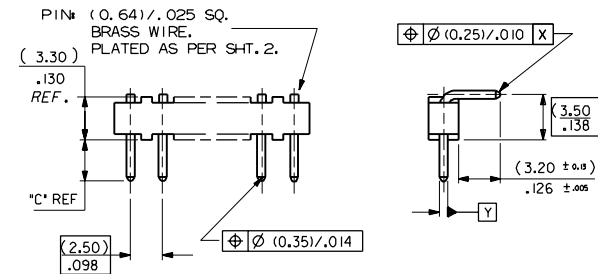
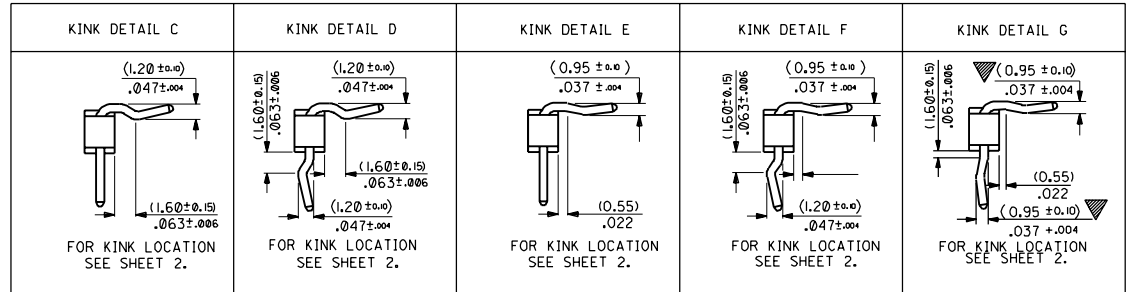
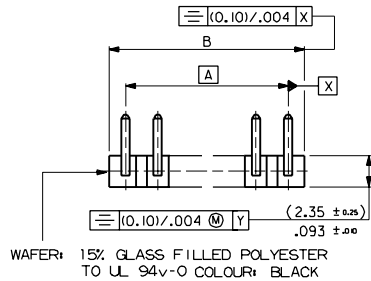


RECOMMENDED P. C. BOARD LAYOUTS

PCB THICKNESS = 1.60 ± 0.15 / .063 ± .006



11	(25.00) / .984	(27.20) / 1.071	21	(50.00) / 1.969	(52.20) / 2.055	—	—	—
10	(22.50) / .886	(24.70) / .972	20	(47.50) / 1.870	(49.70) / 1.957	30	(72.50) / 2.854	(74.70) / 2.941
9	(20.00) / .787	(22.20) / .874	19	(45.00) / 1.772	(47.20) / 1.858	29	(70.00) / 2.756	(72.20) / 2.843
8	(17.50) / .689	(19.70) / .776	18	(42.50) / 1.673	(44.70) / 1.760	28	(67.50) / 2.657	(69.70) / 2.744
7	(15.00) / .591	(17.20) / .677	17	(40.00) / 1.575	(42.20) / 1.662	27	(65.00) / 2.559	(67.20) / 2.646
6	(12.50) / .492	(14.70) / .578	16	(37.50) / 1.476	(39.70) / 1.563	26	(62.50) / 2.460	(64.70) / 2.547
5	(10.00) / .394	(12.20) / .480	15	(35.00) / 1.378	(37.2) / 1.462	25	(60.00) / 2.362	(62.20) / 2.449
4	(7.50) / .295	(9.70) / .382	14	(32.50) / 1.280	(34.70) / 1.367	24	(57.50) / 2.264	(59.70) / 2.350
3	(5.00) / .197	(7.20) / .284	13	(30.00) / 1.181	(32.20) / 1.268	23	(55.00) / 2.165	(57.20) / 2.252
2	(2.50) / .098	(4.70) / .185	12	(27.50) / 1.083	(29.70) / 1.169	22	(52.50) / 2.067	(54.70) / 2.154
NO. OF CCTS.	*A*	*B* (± 0.20) ± .006	NO. OF CCTS.	*A*	*B* (± 0.20) ± .006	NO. OF CCTS.	*A*	*B* (± 0.20) ± .006



- NOTES :
- FOR ASSY NUMBERS AND KINK OPTIONS SEE SHEET 2.
 - PARTS ARE STACKABLE END TO END.
 - FOR UNSTATED DIMENSIONS SEE SHEET 2

FOR PREVIOUS DRAWING ISSUES SEE MRL.	MDD TOL ON DIM °C	AA	97.1424 PW	REVISIONS	1	3 PLACE ± .10	2 PLACE ± .14	1 PLACE ± .35	UNLESS OTHERWISE SPECIFIED TOLERANCES ARE AS FOLLOWS	DRWG BY	MOS	CAD/CAM FILE NAME	S490574	THIS DRAWING CONTAINS INFORMATION THAT IS PROPRIETARY TO MOLEX INC. & SHOULD NOT BE USED WITHOUT WRITTEN PERMISSION	SHT. REV.	2 Y
	DESIGN DIMENSION (PRIMARY)	<input type="checkbox"/> MM	<input type="checkbox"/> IN.	EQUIVALENT DIMENSION (SECONDARY)	<input type="checkbox"/> MM	<input type="checkbox"/> IN.	SCALE	4:1	PART NO.	SEE CHART	DWG NO.	SDA-90578	SHEET NO. DATE	10F2 19/10/89	SIZE	C
	REVISE ONLY ON CAD SYSTEM															
	R/A WAFER ASSY.. (2.50) / .098 CENTRES, (0.64) / .025 SQUARE PINS WITH OR WITHOUT KINKS															

WITH KINKS C			
CIRCUIT SIZE	PART No.	KINK LOCATION	DIM C REF
30	90578-3107	2 ,15 & 29	(3,7) .146
15	↑ -3106	2 & 14	
3	-3101	2	
9	-3103	5	
10	-3104	2 & 9	
11	-3110	2 & 10	
13	-3105	2 & 12	
21	-3113	2 ,11 & 20	
16	-3112	2 & 15	
14	-3111	2 & 13	
4	-3114	4	
5	-3116	3	
6	-3102	3	
6	-3115	2, 4	
18	↓ -3109	2 ,10 & 17	
20	90578-3108	2 ,10 & 19	(3,7) .146
4	90578-3214	3	(7,60) .299
5	↑ -3215	3	
6	↓ -3202	3	
10	90578-3204	5	(7,60) .299

WITH KINKS D			
CIRCUIT SIZE	PART No.	KINK LOCATION	DIM C REF
7	90578-4005	2 & 6	(3,20) .126
8	90578-4006	2 & 7	(3,20) .126
6	90578-4104	2 & 5	(3,7) .146
8	90578-4102	2,4,6 & 8	(3,7) .146
9	90578-4103	2,4,6 & 8	(3,7) .146

WITH KINKS E			
CIRCUIT SIZE	PART No.	KINK LOCATION	DIM C REF
3	90578-5001	2	(3,7) .146
15	90578-5002	2 & 14	(3,7) .146
6	90578-5003	2 & 5	(3,7) .146
13	90578-5004	2 & 12	(3,7) .146
11	90578-5005	2 & 10	(3,7) .146

WITH KINKS F			
CIRCUIT SIZE	PART No.	KINK LOCATION	DIM C REF
8	90578-6001	2, 4, 6, & 8	(3,7) .146
6	90578-6002	2 & 5	(3,7) .146
9	90578-6003	2, 4, 6, & 8	(3,7) .146

WITH KINKS G			
CIRCUIT SIZE	PART No.	KINK LOCATION	DIM C REF
6	90578-7001	2, 5	(3,7) .146

WITHOUT KINKS		
CIRCUIT SIZE	PART No.	DIM C REF
3	90578-0003	(3,20) .126
5	↑ -0006	
6	-0004	
9	-0001	
10	↓ -0002	
13	90578-0005	(3,20) .126
2	90578-0108	(3,7) .146
3	↑ -0103	
4	-0106	
5	-0107	
6	-0104	
8	-0109	
9	-0101	
10	↓ -0102	
13	90578-0105	(3,7) .146
5	90578-0202	(7,60) .299
10	90578-0201	(7,60) .299

LEGEND

90578-*****

KINK VERSION

- 0 - NO KINK
- 3 - WITH KINK C
- 4 - WITH KINK D
- 5 - WITH KINK E
- 6 - WITH KINK F
- 7 - WITH KINK G

NOTE :
PLATING : IO2 PER ES 88

AA SEE SHEET L	REVISIONS	DIMENSIONS SHOWN (METRIC) INCH UNLESS OTHERWISE SPECIFIED TOLERANCES ANGULAR ± ° INCH (METRIC)	DRWG BY MOS	REVISE ONLY ON CAD SYSTEM	
	1 PLACE #	±	DRWD BY	CAD/CAM FILE NAME SAI057812 DCM	
	2 PLACE #	±	APPD BY	THIS DRAWING CONTAINS INFORMATION THAT IS PROPRIETARY TO MOLEX INC. & SHOULD NOT BE USED WITHOUT WRITTEN PERMISSION	
	3 PLACE #	±	SCALE ----	TITLE R/A WAFER ASSY.,(2.50)/.098 CENTRES,(0.64)/.025 SQUARE PINS WITH OR WITHOUT KINKS	
DESIGN DIMENSION (MM) <input type="checkbox"/> IN. (PRIMARY) <input type="checkbox"/> IN. EQUIVALENT DIMENSION (SECONDARY) <input type="checkbox"/> MM <input type="checkbox"/> IN.			SHEET NO. DATE 2 OF 22/09/89		PART NO. SDA-90578
			MOLEX EUROPE		
			SEE CHART		SIZE C

PART NO. SEE CHART
DWG NO. SDA-90578