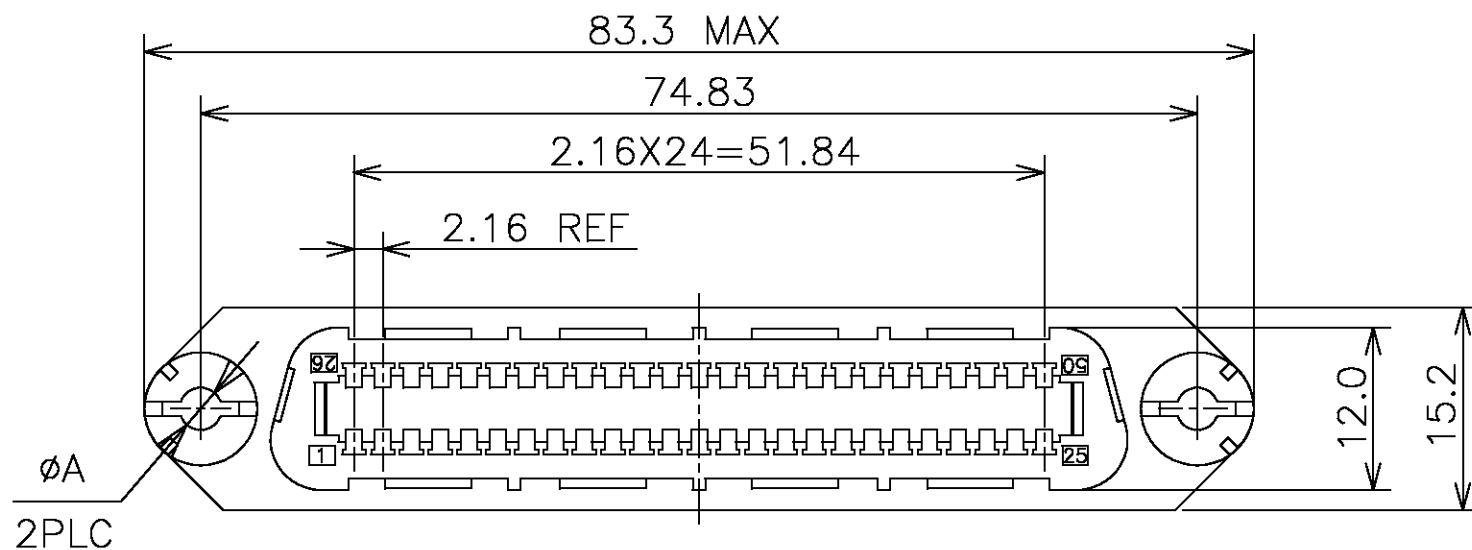
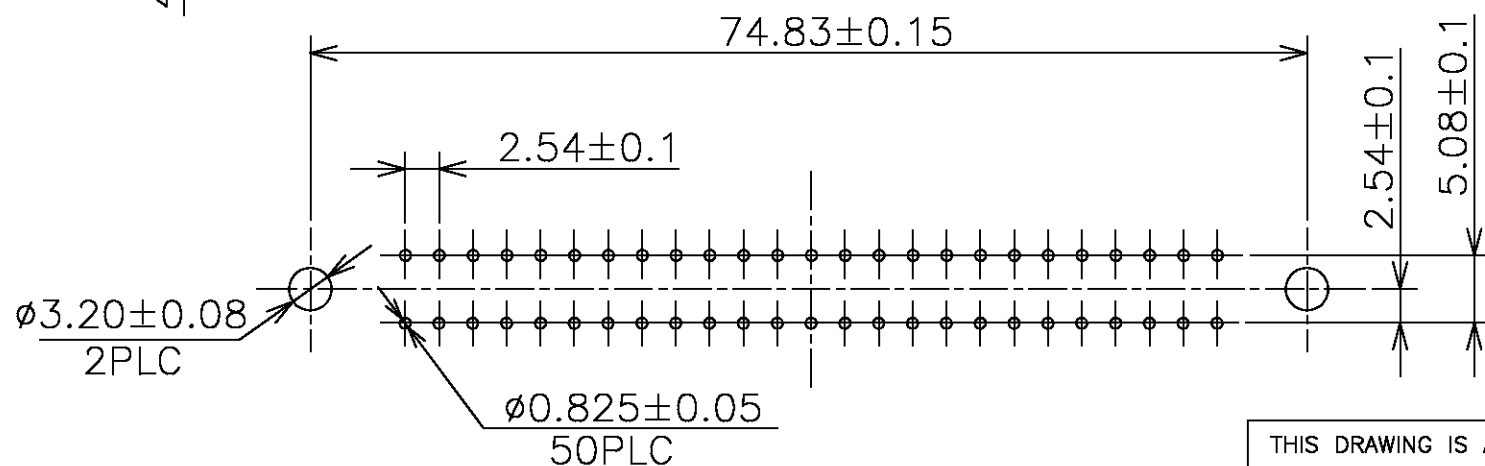
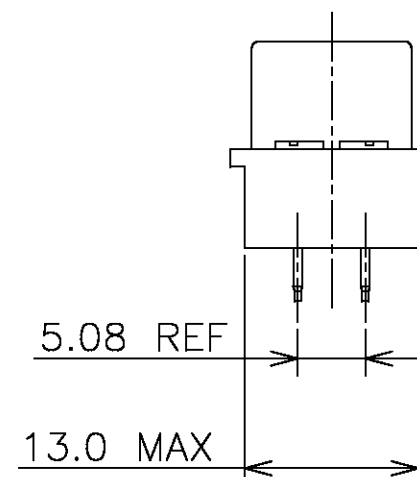
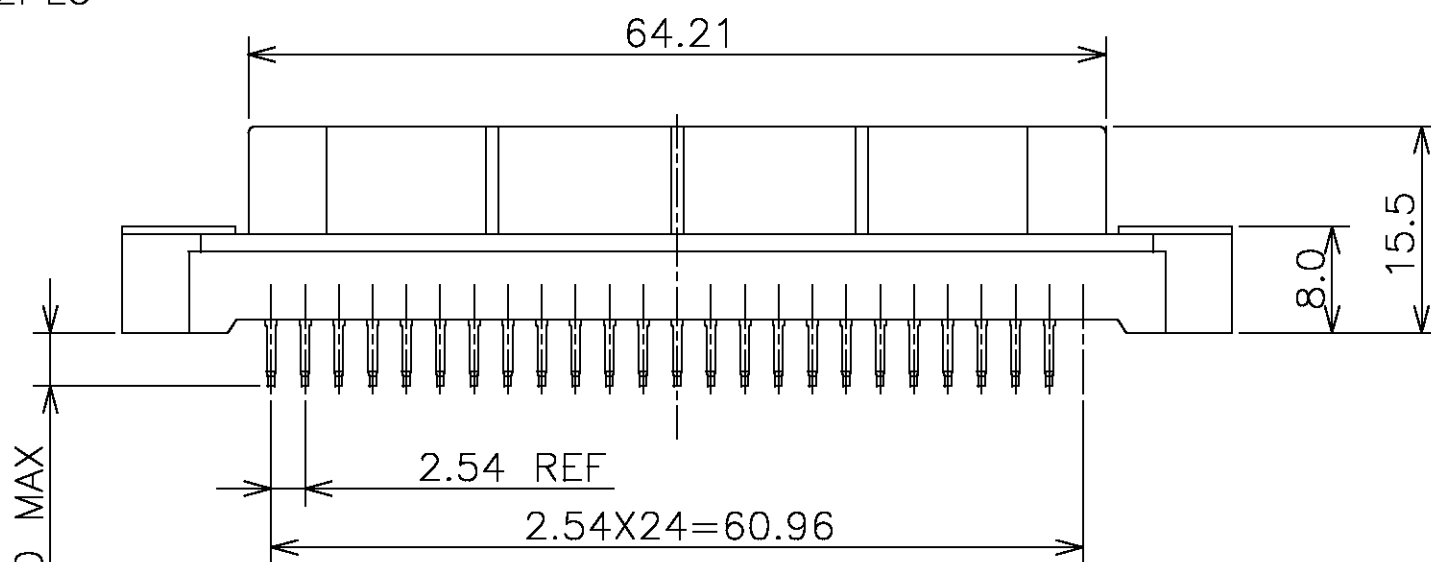


LOC	DIST	REVISIONS			
P	LTR	DESCRIPTION	DATE	DWN	APVD
	A	RELEASED ECR-06-006140	2AUG05	C.W	S.Y
	A1	REVISED PER ECR-12-013666	28MAR2013	K.M	E.T



NOTE:

- MATERIAL:
HOUSING:PBT
CONTACT : COPPER ALLOY
- FINISH:
GOLD PLATING AT CONTACT AREA OVER NICKEL UNDER PLATED ALL OVER
TIN PLATED OVER NICKEL AT SOLDER AREA



① OBSOLETE	2.65	5174022-2
	3.2	5174022-1
	DIM. A	PART NO.

RECOMMEND PCB LAYOUT

THIS DRAWING IS A CONTROLLED DOCUMENT.		DWN C.WANG 2AUG05														
DIMENSIONS: mm		CHK I.WANG 2AUG05														
TOLERANCES UNLESS OTHERWISE SPECIFIED:		APVD S.YAO 2AUG05	NAME 50 P CHAMP V REC ASSY FOR SOLDER TYPE													
<table border="1"> <tr><td>0 PLC</td><td>±</td></tr> <tr><td>1 PLC</td><td>±</td></tr> <tr><td>2 PLC</td><td>±</td></tr> <tr><td>3 PLC</td><td>±</td></tr> <tr><td>4 PLC</td><td>±</td></tr> <tr><td>ANGLES</td><td>±</td></tr> </table>		0 PLC	±	1 PLC	±	2 PLC	±	3 PLC	±	4 PLC	±	ANGLES	±	PRODUCT SPEC	RESTRICTED TO	
0 PLC	±															
1 PLC	±															
2 PLC	±															
3 PLC	±															
4 PLC	±															
ANGLES	±															
MATERIAL		APPLICATION SPEC	SIZE A3	CAGE CODE 00779												
FINISH		WEIGHT	DRAWING NO C=5174022													
CUSTOMER DRAWING			SCALE NTS	SHEET 1 OF 1												
			REV A1													