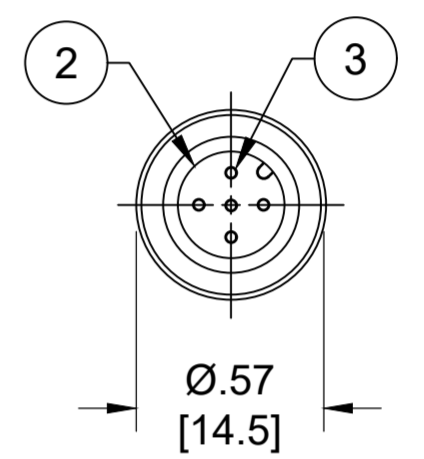
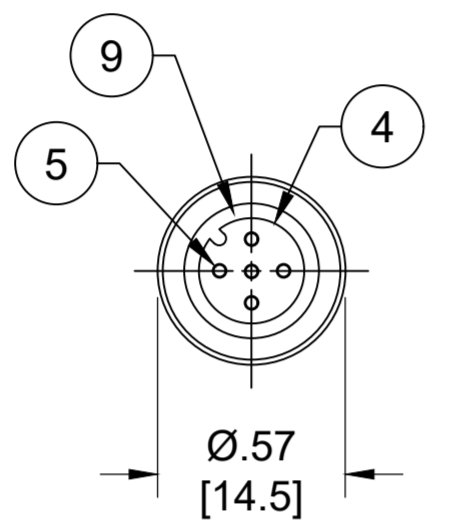
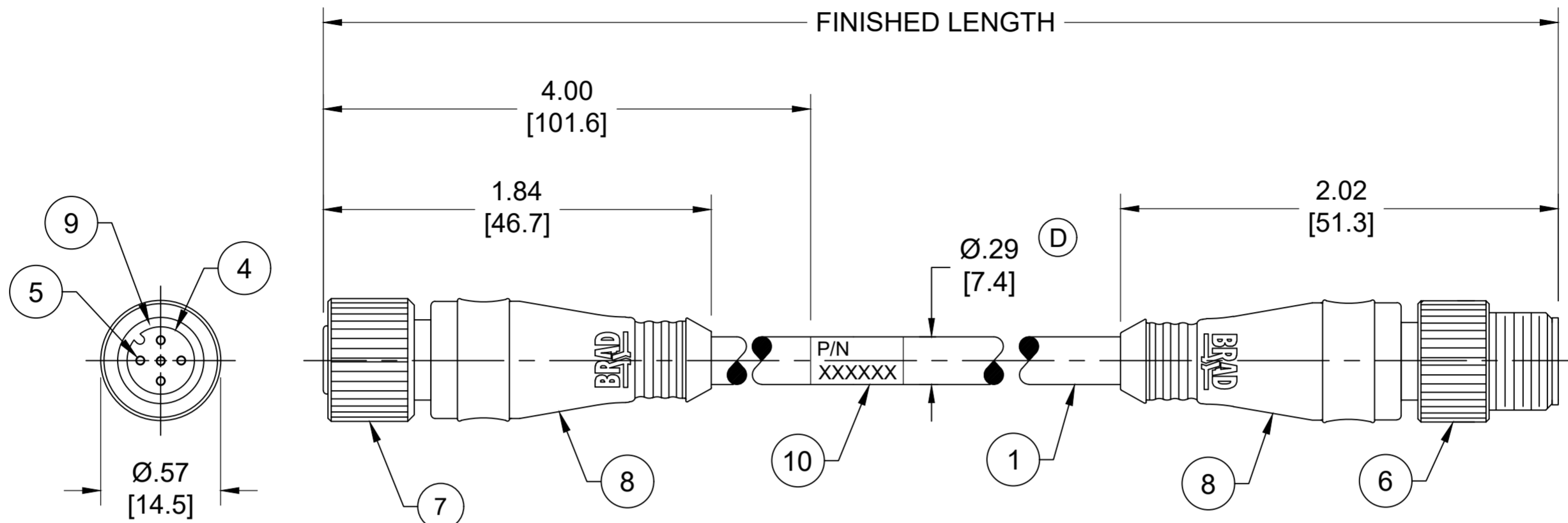




MATERIAL NUMBER	ENGINEERING NUMBER	FINISHED LENGTH
1300280021	DND22A-M002	0.2M [8 IN]
1300280050	DND22A-M200	20M [65FT 7 IN]
1300280055	DND22A-M400	40M [131FT 3 IN]



- NOTES:
1. MATERIAL: AS NOTED
 2. FINISH: AS NOTED
 3. ELECTRICAL:
VOLTAGE : 250V AC/DC (D)
CURRENT: 4A
 4. TEMP RATING: -20° TO +80°C
 5. PROTECTION: IP67 (WHEN MATED)
 6. COUPLING THREAD: M12X1
 7. UL LISTED FILE: E152210
CSA CERTIFIED FILE: LR6837
 8. ALL DIMENSIONS ARE FOR REFERENCE
UNLESS TOLERACED OR NOTED OTHERWISE

PART NUMBER LEGEND

DND22A-M005

FINISHED LENGTH:
M005= 0.5 METER
M010= 1 METER
M100= 10 METER



10	WRAP LABEL	VINYL	BLACK/YELLOW
9	O-RING	NITRILE	RED
8	OVERMOLD	TPC	GRAY
7	FEMALE COUPLING NUT	ZINC DIE CAST	BLACK E-COATED
6	MALE COUPLING NUT	ZINC DIE CAST	BLACK E-COATED
5	CONTACT SOCKET	COPPER ALLOY	GOLD OVER NICKEL
4	FEMALE INSERT	NYLON 6/6	BLACK
3	CONTACT PIN	COPPER ALLOY	GOLD OVER NICKEL
2	MALE INSERT	NYLON 6/6	BLACK
1	CABLE #22 AWG	PVC	GRAY
ITEM	COMPONENT	MATERIAL	FINISH

(D)
(D)

SCHEMATIC



(D)

CABLE LENGTH TOLERANCES	
<.3M [1FT]:	+19mm-0 [+.75in-0]
.3 - .9M [1 - 3FT]:	+44.5mm-0 [+1.75in-0]
.9 - 1.8M [3 - 6FT]:	+55.6mm-0 [+2.19in-0]
1.8 - 3.7M [6 - 12FT]:	+88.9mm-0 [+3.50in-0]
3.7 - 7.3M [12 - 24FT]:	+165.1mm-0 [+6.50in-0]
7.3-14.6M [24 - 48FT]:	+317.5mm-0 [+12.50in-0]
14.6 - 30.5M [48-100FT]:	+622.3mm-0 [+24.50in-0]
OVER 30M [100FT]	+2% OF FINISHED LENGTH

FUNCTIONAL SYMBOLS		THIS DRAWING CONTAINS INFORMATION THAT IS PROPRIETARY TO MOLEX ELECTRONIC TECHNOLOGIES, LLC AND SHOULD NOT BE USED WITHOUT WRITTEN PERMISSION		CURRENT REV DESC: ITEM #8 WAS PVC. VOLTAGE WAS 250V. ADDED O-RING ITEM #9, CABLE DIA & TOL CHART. MODIFIED PN TABLE.	
FA=0	DIMENSION UNITS	INCH/MM	SCALE	NTS	
	GENERAL TOLERANCES (UNLESS SPECIFIED)		mm	INCH	EC NO: 704134
FC=0	4 PLACES	±----	±----	DRWN: ABENJAMINLW	2021/06/02
	3 PLACES	±----	±----	CHK'D: RSTONE	2022/04/27
FP=0	2 PLACES	±----	±----	APPR: BWOODMAN	2022/05/04
	1 PLACE	±----	±----	INITIAL REVISION:	
DIVISIONAL SYMBOLS	0 PLACES	±----	±----	DRWN: BWOODMAN	2009/03/13
	ANGULAR TOL ± ---- °			APPR: JFMURPHY	2009/03/31
DRAFT WHERE APPLICABLE MUST REMAIN WITHIN DIMENSIONS		THIRD ANGLE PROJECTION		DRAWING	SERIES
		C-SIZE		130028	MATERIAL NUMBER
		SEE CHART		GENERAL MARKET	CUSTOMER
				SD-130028-001	DOCUMENT NUMBER
				PSD 001 E	DOC TYPE/DOC PART/REVISION
				1 OF 1	SHEET NUMBER