

High Current Connectors - HV M8/2 - 3049550

Please be informed that the data shown in this PDF Document is generated from our Online Catalog. Please find the complete data in the user's documentation. Our General Terms of Use for Downloads are valid (<http://phoenixcontact.com/download>)




High Current Connectors, nom. voltage: 1000 V, nominal current: 150 A, connection method: Bolt connection, number of connections: 2, cross section: 2.5 mm² - 50 mm², width: 21 mm, height: 65.1 mm, color: gray, mounting type: NS 35/7,5, NS 35/15

Your advantages

- ✓ Comprehensive range of accessories for safe and user-friendly wiring of conductors up to 120 mm²
- ✓ Two different partition plates can be used for the range of single and double-bolt terminal blocks
- ✓ 2 and 3-pos. connection rails can be used for potential distribution
- ✓ Spring washers are used to prevent hexagonal nuts from loosening
- ✓ Secure connection of up to 4 conductors with cable lugs according to DIN 46234, 46235, and 46237 in a small amount of space
- ✓ The feed-through window provided in the partition plates can be easily removed for mounting the connection rails

Key Commercial Data

Packing unit	25 pc
GTIN	 4 046356 310307
GTIN	4046356310307

Technical data

General

Number of levels	1
Number of connections	2
Nominal cross section	50 mm ²
Color	gray
Insulating material	PA
Flammability rating according to UL 94	V0
Rated surge voltage	8 kV
Degree of pollution	3
Overvoltage category	III
Insulating material group	I

High Current Connectors - HV M8/2 - 3049550

Technical data

General

Maximum power dissipation for nominal condition	4.73 W
Connection in acc. with standard	IEC 60947-7-1
Nominal current I_N	150 A
Maximum load current	150 A
Nominal voltage U_N	1000 V
Open side panel	No
Result of surge voltage test	Test passed
Surge voltage test setpoint	9.8 kV
Result of power-frequency withstand voltage test	Test passed
Power frequency withstand voltage setpoint	2.2 kV
Result of the test for mechanical stability of terminal points (5 x conductor connection)	Test passed
Result of tight fit on support	Test passed
Tight fit on carrier	NS 35
Setpoint	10 N
Result of voltage-drop test	Test passed
Requirements, voltage drop	≤ 3.2 mV
Result of temperature-rise test	Test passed
Short circuit stability result	Test passed
Conductor cross section short circuit testing	50 mm ²
Short-time current	6 kA
Result of thermal test	Test passed
Proof of thermal characteristics (needle flame) effective duration	30 s
Oscillation, broadband noise test result	Test passed
Test specification, oscillation, broadband noise	DIN EN 50155 (VDE 0115-200):2018-05
Test spectrum	Service life test category 1, class B, body mounted
Test frequency	$f_1 = 5$ Hz to $f_2 = 150$ Hz
ASD level	0.964 (m/s ²) ² /Hz
Test duration per axis	5 h
Test directions	X-, Y- and Z-axis
Shock test result	Test passed
Test specification, shock test	DIN EN 50155 (VDE 0115-200):2018-05
Shock form	Half-sine
Acceleration	5g
Shock duration	30 ms
Number of shocks per direction	3
Test directions	X-, Y- and Z-axis (pos. and neg.)
Relative insulation material temperature index (Elec., UL 746 B)	130 °C
Temperature index of insulation material (DIN EN 60216-1 (VDE 0304-21))	130 °C
Static insulating material application in cold	-60 °C

High Current Connectors - HV M8/2 - 3049550

Technical data

General

Behavior in fire for rail vehicles (DIN 5510-2)	Test passed
Flame test method (DIN EN 60695-11-10)	V0
Oxygen index (DIN EN ISO 4589-2)	>32 %
NF F16-101, NF F10-102 Class I	2
NF F16-101, NF F10-102 Class F	2
Surface flammability NFPA 130 (ASTM E 162)	passed
Specific optical density of smoke NFPA 130 (ASTM E 662)	passed
Smoke gas toxicity NFPA 130 (SMP 800C)	passed
Calorimetric heat release NFPA 130 (ASTM E 1354)	28 MJ/kg
Fire protection for rail vehicles (DIN EN 45545-2) R22	HL 1 - HL 3
Fire protection for rail vehicles (DIN EN 45545-2) R23	HL 1 - HL 3
Fire protection for rail vehicles (DIN EN 45545-2) R24	HL 1 - HL 3
Fire protection for rail vehicles (DIN EN 45545-2) R26	HL 1 - HL 3

Dimensions

Length	68 mm
Width	21 mm
Height	65.1 mm
Height NS 35/7,5	65.1 mm
Height NS 35/15	72.6 mm
Bolt length	22 mm

Connection data

Connection method	Bolt connection
Conductor cross section solid min.	2.5 mm ²
Conductor cross section solid max.	50 mm ²
Conductor cross section flexible min.	2.5 mm ²
Conductor cross section flexible max.	50 mm ²
Conductor cross section flexible, with ferrule with plastic sleeve min.	2.5 mm ²
Conductor cross section flexible, with ferrule with plastic sleeve max.	50 mm ²
Cable lug connection according to standard	DIN 46234
Min. cross section for cable lug connection	2.5 mm ²
Max. cross section for cable lug connection	50 mm ²
Bolt length	21 mm
Bolt diameter	8 mm
Tightening torque, min	6 Nm
Tightening torque max	12 Nm
Cable lug connection according to standard	DIN 46235
Min. cross section for cable lug connection	6 mm ²
Max. cross section for cable lug connection	35 mm ²
Bolt length	21 mm
Bolt diameter	8 mm

High Current Connectors - HV M8/2 - 3049550

Technical data

Connection data

Tightening torque, min	6 Nm
Tightening torque max	12 Nm
Cable lug connection according to standard	DIN 46237
Max. cross section for cable lug connection	10 mm ²
Bolt length	21 mm
Bolt diameter	8 mm
Tightening torque, min	6 Nm
Tightening torque max	12 Nm
Screw thread	M8
Tightening torque, min	6 Nm
Tightening torque max	12 Nm

Standards and Regulations

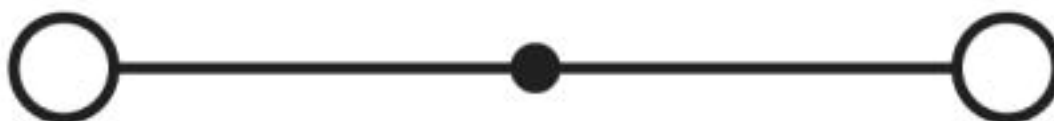
Connection in acc. with standard	CSA
	IEC 60947-7-1
Flammability rating according to UL 94	V0
Fire protection for rail vehicles (DIN EN 45545-2) R22	HL 1 - HL 3
Fire protection for rail vehicles (DIN EN 45545-2) R23	HL 1 - HL 3
Fire protection for rail vehicles (DIN EN 45545-2) R24	HL 1 - HL 3
Fire protection for rail vehicles (DIN EN 45545-2) R26	HL 1 - HL 3

Environmental Product Compliance

China RoHS	Environmentally Friendly Use Period = 50
	For details about hazardous substances go to tab "Downloads", Category "Manufacturer's declaration"

Drawings

Circuit diagram



Approvals

Approvals

Approvals


EAC / UL Recognized / cUL Recognized / CSA / cULus Recognized


High Current Connectors - HV M8/2 - 3049550


Approvals

Ex Approvals

Approval details

EAC			RU C- DE.A*30.B.01742
-----	---	--	--------------------------


UL Recognized		http://database.ul.com/cgi-bin/XYV/template/LISEXT/1FRAME/index.htm	FILE E 60425
---------------	---	---	--------------

cUL Recognized		http://database.ul.com/cgi-bin/XYV/template/LISEXT/1FRAME/index.htm	FILE E 60425
----------------	---	---	--------------

	C
Nominal voltage UN	1000 V
Nominal current IN	150 A

CSA		http://www.csagroup.org/services-industries/product-listing/	158887
-----	---	---	--------

	C
Nominal voltage UN	1000 V
Nominal current IN	150 A

cULus Recognized	
------------------	---

Phoenix Contact 2019 © - all rights reserved
<http://www.phoenixcontact.com>

PHOENIX CONTACT GmbH & Co. KG
 Flachsmarktstr. 8
 32825 Blomberg
 Germany
 Tel. +49 5235 300
 Fax +49 5235 3 41200
<http://www.phoenixcontact.com>