

## FMD9023-CP Power Line Monitoring Antenna



The low profile FMD9023-CP antenna has a circular polarized hemispherical radiation pattern designed to cover 902-928 MHz frequencies. The circular polarization enables communication regardless of polarization of paired antennas.

### Features

- Low profile
- Compact overmolded design
- Ideal for pad mount and enclosure installations where low visual impact is necessary to discourage tampering or vandalism
- RF performance, including circular polarization, pattern coverage, and gain levels, optimized for deployment in electric utility networks
- Incorporates an integrated type N female bulkhead connector with optional integrated gasket to secure antenna to the mounting surface and provide a watertight seal



FMD9023-CP

### STANDARD CONFIGURATION

Model	Connector
FMD9023-CP	N Female

### ELECTRICAL SPECIFICATIONS - RF ANTENNA

Frequency Range	Gain	VSWR	Main Beam 0° Beamwidth	Main Beam 90° Beamwidth
902-928 MHz	3 dBic	< 1.5:1	105°	105°

### ELECTRICAL SPECIFICATIONS - RF ANTENNA, continued

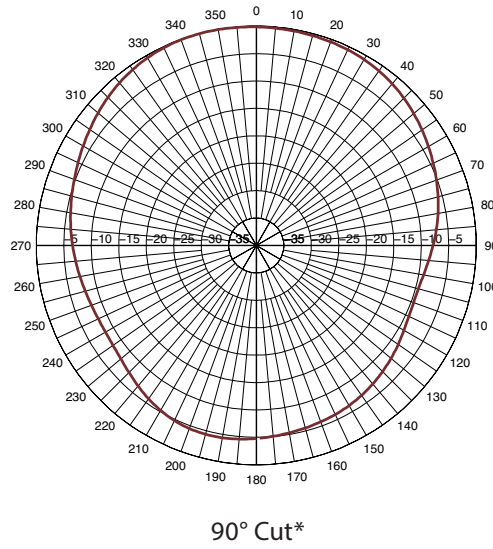
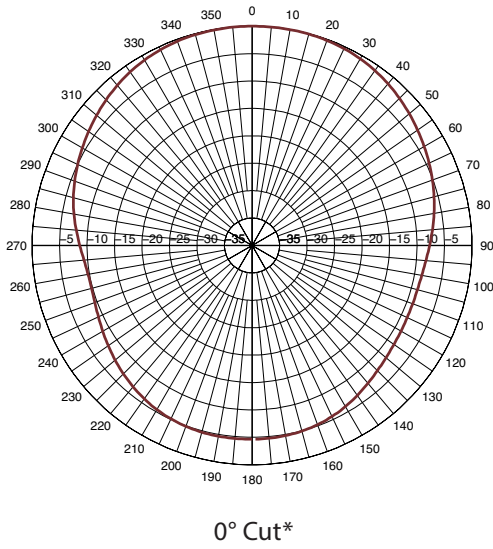
Nominal Impedance	Polarization
50 ohms	Right hand circular

### MECHANICAL SPECIFICATIONS

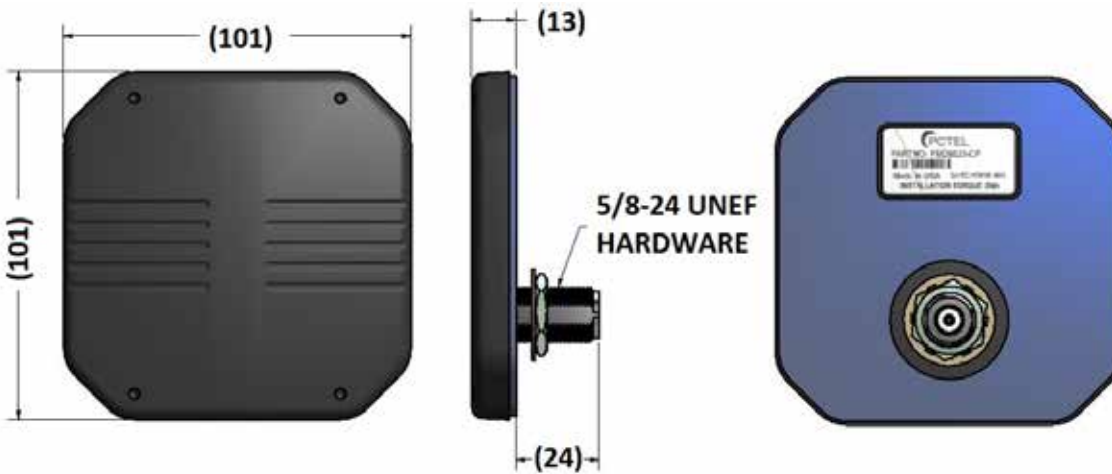
Dimensions	Weight	Temperature Range
3.98 L x 3.98 W x 0.52 H in (101 L x 101 W x 13 H mm)	0.25 lbs	-40°C to +70°C



## Patterns



## Outline Dimensional Drawing



\*Measured in free space