

E



1. MATERIALS:
HOUSING - PBT. GLASS FILLED UL94V-0 BLACK
TERMINAL - COPPER ALLOY
2. FINISHES
PLATING 3 - 15µin (0.38µm) SELECTIVE GOLD IN CONTACT AREA
AND 75µin (1.88µm) TIN IN IDT AREA OVER 50µin (1.25µm)
NICKEL OVERALL.
PLATING 4 - 30µin (0.76µm) SELECTIVE GOLD IN CONTACT AREA
AND 75µin (1.88µm) TIN IN IDT AREA OVER 50µin (1.25µm)
NICKEL OVERALL.
PLATING 5 - 2µin (0.05µm) SELECTIVE GOLD IN CONTACT AREA
AND 75µin (1.88µm) TIN IN IDT AREA OVER 50µin (1.25µm)
NICKEL OVERALL.
3. PRODUCT SPEC PS-87568-004 APPLIES.
4. FOR ILLUSTRATION PURPOSES, 12 CKT IS SHOWN.
5. PART MATES WITH ALL MILLIGRID HEADERS WITH MATING LENGTH (H5) BETWEEN 2.50mm AND 4.20mm WITH THE RIGHT KEYING OPTION.
6. PART IS DESIGNED FOR 1.00mm PITCH FLAT CABLE, 7 STRANDS, AWG #28, UL2651 AND UL2678.
7. ALL OTHER CIRCUIT SIZES, CONTACT FACTORY.
8. STRAIN RELIEF TO BE PURCHASED SEPERATELY. REFER TO SD-87569-008.
9. PACKAGING SPECIFICATION :PK-87568-0001.

THIS DRAWING CONTAINS INFORMATION THAT IS PROPRIETARY TO MOLEX ELECTRONIC TECHNOLOGIES, LLC AND SHOULD NOT BE USED WITHOUT WRITTEN PERMISSION

EC NO: 749397 DRWN: SUAIFR CHK'D: SUAIFR REV APPR: MIRAMAKRISHNA	2023/05/12	GENERAL TOLERANCES (UNLESS SPECIFIED)		DIMENSION UNITS	SCALE				
	2023/05/12	MM	INCH	MM	NTS				
	2023/05/13	4 PLACES ±	±	DRWN BY	DATE	MGRID 2MM DUAL ROW IDT RECEPTACLE			
		3 PLACES ±	±	AGARWAL	1997/08/05				
		2 PLACES ±	0.15 ±	CHK'D BY	DATE	PRODUCT CUSTOMER DRAWING			
	1 PLACES ±	±	SQUEK	1997/09/03					
	0 PLACES ±	±	APPR BY	DATE	SERIES: 87568 MATERIAL NUMBER: SEE TABLE CUSTOMER: GENERAL MARKET				
			MLONG	2009/11/13					
		ANGULAR TOL = 3.0	DRAWING SIZE	THIRD ANGLE PROJECTION	DOCUMENT NUMBER: SD-87568-003 DOC TYPE: PSD DOC PART: 001 SHEET NUMBER: 1 OF 3				
		DRAFT WHERE APPLICABLE MUST REMAIN WITHIN DIMENSIONS	A3						

RELEASE STATUS	P1	RELEASE DATE	2023/05/13	01:47:28
----------------	----	--------------	------------	----------

A

A

ENGINEERING NUMBER	CKT. SIZE	A	B	C	D	E
87568-10**	10	16.65	8.00	14.90	11.65	10.55
87568-12**	12	18.65	10.00	16.90	13.65	12.55
87568-14**	14	20.65	12.00	18.90	15.65	14.55
87568-16**	16	22.65	14.00	20.90	17.65	16.55
87568-20**	20	26.65	18.00	24.90	21.65	20.55
87568-22**	22	28.65	20.00	26.90	23.65	22.55
87568-24**	24	30.65	22.00	28.90	25.65	24.55
87568-26**	26	32.65	24.00	30.90	27.65	26.55
87568-30**	30	36.65	28.00	34.90	31.65	30.55
87568-32**	32	38.65	30.00	36.90	33.65	32.55
87568-34**	34	40.65	32.00	38.90	35.65	34.55
87568-36**	36	42.65	34.00	40.90	37.65	36.55
87568-40**	40	46.65	38.00	44.90	41.65	40.55
87568-44**	44	50.65	42.00	48.90	45.65	44.55
87568-50**	50	56.65	48.00	54.90	51.65	50.55



87568-**4*
POLARIZATION ONLY
(APPLICABLE FOR 14 TO 50CKT)



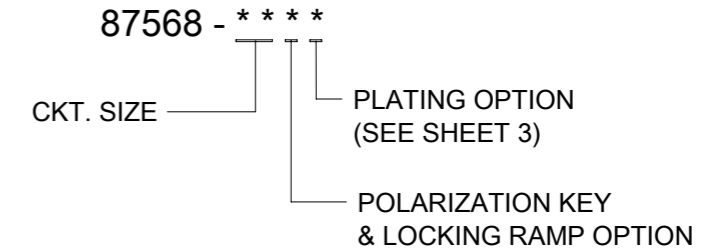
87568-**9*
POLARIZATION AND RAMP LOCKING
(APPLICABLE FOR 14 TO 50 CKT)



87568-**6*
NO POLARIZATION/RAMP FEATURE
(APPLICABLE FOR 10 TO 50 CKT)



87568-**7*
SINGLE RAMP LOCKING ONLY
(APPLICABLE FOR 10 TO 12 CKT)



- 4 - WITH POLARIZATION ONLY FOR 14-50 CKT
- 6 - WITHOUT POLARIZATION AND RAMP LOCKING
- 7 - WITH SINGLE RAMP LOCKING ONLY FOR 10 & 12 CKT
- 9 - WITH POLARIZATION AND RAMP LOCKING 14 - 50 CKT
- 10-12 CIRCUIT SIZE HAS ONLY ONE RAMP FOR LOCKING (OPTIONAL)
- 14-50 CIRCUIT SIZE HAS BOTH POLARIZATION AND RAMP LOCKING (OPTIONAL)

THIS DRAWING CONTAINS INFORMATION THAT IS PROPRIETARY TO MOLEX ELECTRONIC TECHNOLOGIES, LLC AND SHOULD NOT BE USED WITHOUT WRITTEN PERMISSION

EC NO: 749397 DRWN: SUAIFR CHKD: SUAIFR APPR: MRAMAKRISHNA	GENERAL TOLERANCES (UNLESS SPECIFIED)		DIMENSION UNITS	SCALE		
			MM	NTS		
	4 PLACES	±	±	DRWN BY		DATE
	3 PLACES	±	±	AGARWAL		1997/08/05
	2 PLACES	± 0.15	±	CHK'D BY		DATE
1 PLACES	±	±	SQUEK	1997/09/03		
0 PLACES	±	±	APPR BY	DATE		
			MLONG	2009/11/13		
ANGULAR TOL = 3.0			DRAWING SIZE	THIRD ANGLE PROJECTION		
DRAFT WHERE APPLICABLE MUST REMAIN WITHIN DIMENSIONS			A3			
SERIES		MATERIAL NUMBER		CUSTOMER		
87568		SEE TABLE		GENERAL MARKET		
DOCUMENT NUMBER			DOC TYPE	DOC PART	SHEET NUMBER	
SD-87568-003			PSD	001	2 OF 3	

9 8 7 6 5 4 3 2 1

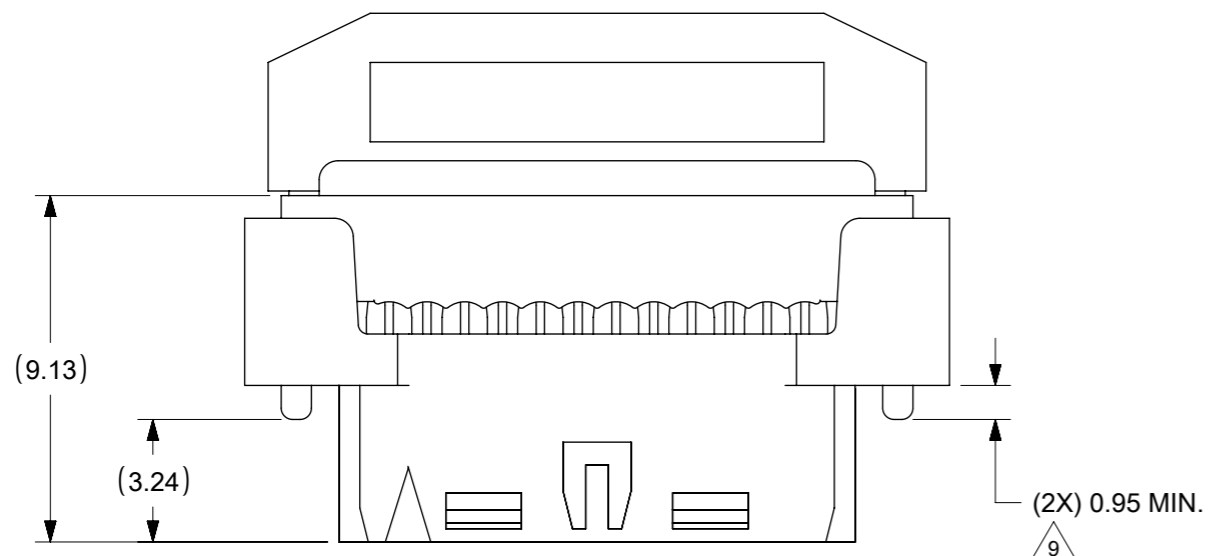
E

D

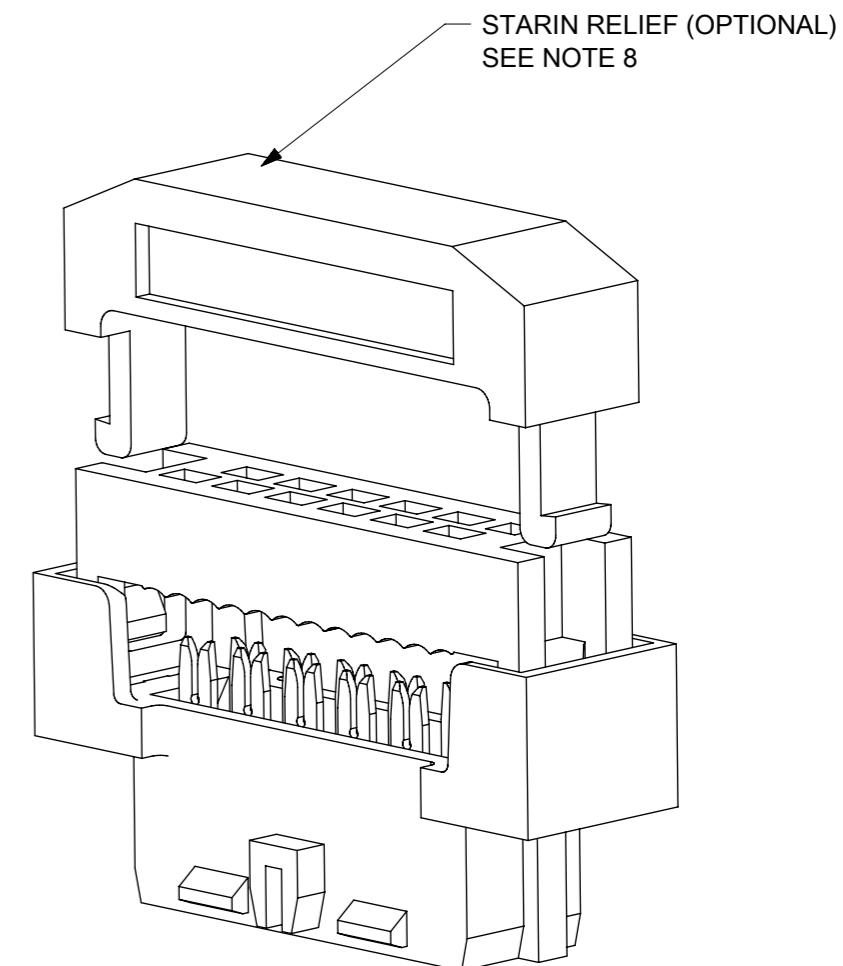
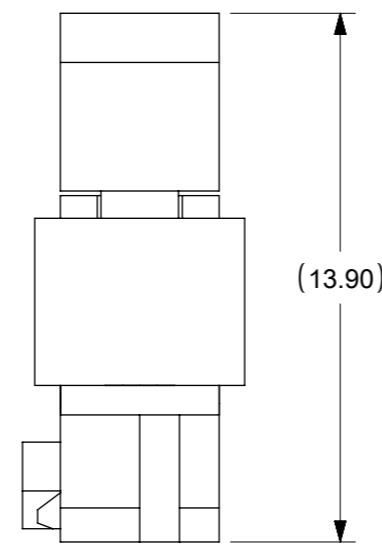
C

B

A



CABLE LOADED ASSEMBLY WITH STRAIN RELIEF



3D VIEW (12 CKT SHOWN FOR ILLUSTRATION ONLY)

NOTES

1 THIS DIMENSION IS TO ENSURE GOOD CABLE TERMINATION.

THIS DRAWING CONTAINS INFORMATION THAT IS PROPRIETARY TO MOLEX ELECTRONIC TECHNOLOGIES, LLC AND SHOULD NOT BE USED WITHOUT WRITTEN PERMISSION

EC NO: 749397 DRWN: SUAIFR CHK'D: SUAIFR REV APPR: MRAMAKRISHNA	2023/05/12	GENERAL TOLERANCES (UNLESS SPECIFIED)		DIMENSION UNITS		SCALE					
	2023/05/12	MM	INCH	MM	NTS						
	2023/05/13	4 PLACES ±	±	DRWN BY	DATE	MGRID 2MM DUAL ROW IDT RECEPTACLE					
		3 PLACES ±	±	AGARWAL	1997/08/05						
		2 PLACES ±	0.15 ±	CHK'D BY	DATE						
		1 PLACES ±	±	SQUEK	1997/09/03	PRODUCT CUSTOMER DRAWING					
	0 PLACES ±	±	APPR BY	DATE							
			MLONG	2009/11/13	SERIES	MATERIAL NUMBER	CUSTOMER				
			ANGULAR TOL = 3.0	DRAWING SIZE	THIRD ANGLE PROJECTION	87568	SEE TABLE	GENERAL MARKET			
			DRAFT WHERE APPLICABLE MUST REMAIN WITHIN DIMENSIONS	A3		DOCUMENT NUMBER		DOC TYPE	DOC PART	SHEET NUMBER	
						SD-87568-003		PSD	001	3 OF 3	

RELEASE STATUS	P1	RELEASE DATE	2023/05/13	01:47:28
----------------	----	--------------	------------	----------

9 8 7 6 5 4 3 2 1