

PAGE 1/2

ISSUE 22-03-22

SERIE : SPnT

PART NUMBER : R573493385

## RF CHARACTERISTICS

Number of ways : 3  
Frequency range : 0 - 18 GHz  
Impedance : 50 Ohms

Frequency (GHz)	DC - 3	3 - 8	8 - 12.4	12.4 - 18
VSWR max	1.20	1.30	1.40	1.50
Insertion loss max	0.20 dB	0.30 dB	0.40 dB	0.50 dB
Isolation min	80 dB	70 dB	60 dB	60 dB
Average power (*)	240 W	150 W	120 W	100 W

## ELECTRICAL CHARACTERISTICS

Actuator : LATCHING  
Nominal current \*\* : 250 mA  
Actuator voltage (Vcc) : 28V (24 to 30V)  
Terminals : 25 pins D-SUB male connector  
Indicator rating : 1 W / 30 V / 100 mA  
Self cut-off time : 40 ms < CT < 120 ms  
BCD inputs (E) - High level : 3.5 to 5.5 V / 800µA at 5.5 V  
- Low level : 0 to 1.5 V / 20µA at 0.8 V

## MECHANICAL CHARACTERISTICS

Connectors : SMA female per MIL-C 39012  
Life : 5 million cycles per position  
Switching Time\*\*\* : < 40 ms  
Construction : Splashproof  
Weight : < 220 g

## ENVIRONMENTAL CHARACTERISTICS

Operating temperature range : -40°C to +85°C  
Storage temperature range : -55°C to +85°C

(\* Average power at 25°C per RF Path)

(\*\* At 25° C ±10%)

(\*\*\* Nominal voltage ; 25° C)



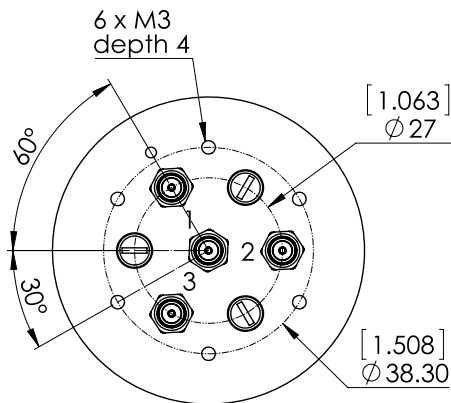
PAGE 2/2

ISSUE 22-03-22

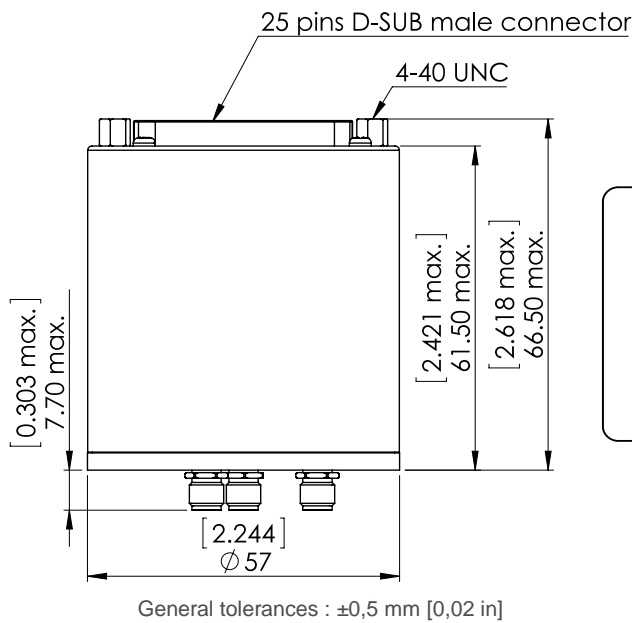
SERIE : SPnT

PART NUMBER : R573493385

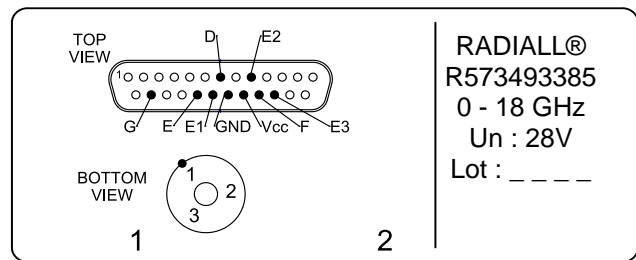
**DRAWING**



BCD TRUTH TABLE				
E3	E2	E1	RF continuity	Ind.
0	0	0	All ports open (Forced Reset)	--
0	0	1	IN ↔ 1	D.E
0	1	0	IN ↔ 2	D.F
0	1	1	IN ↔ 3	D.G



**LABEL**



**SCHEMATIC DIAGRAM**

