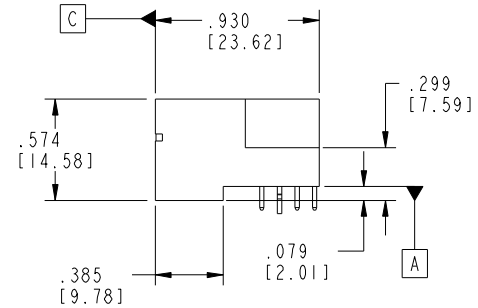
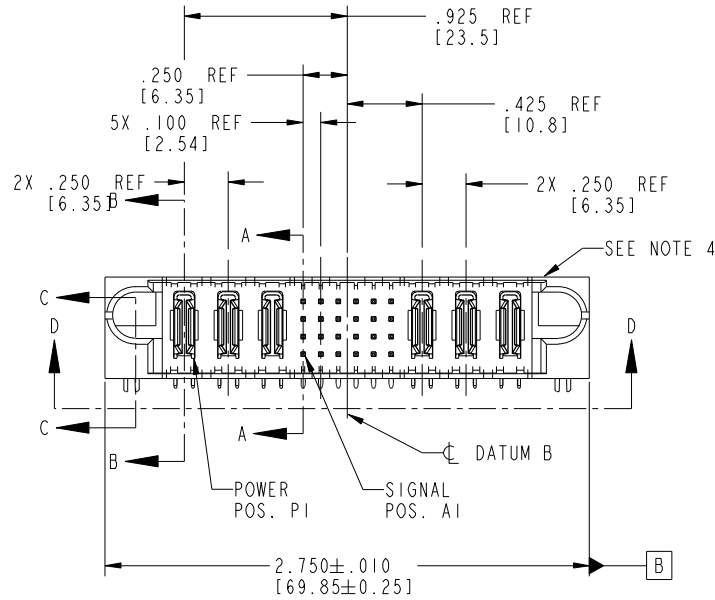
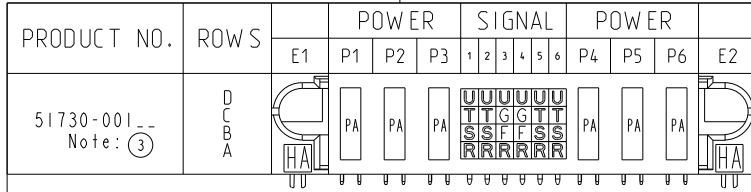


Tous droits strictement reserves. Reproduction ou communication a des tiers interdite sous quelque forme que ce soit sans autorisation écrite du propriétaire. Propriete de c FCI. Droits de reproduction FCI.



All rights strictly reserved. Reproduction or issue to third parties in any form whatever is not permitted without written authority from the proprietor. Property of FCI. Copyright FCI.



CODE	DIM "M" MATING LENGTH	CONTACT TYPE
R	.270 [6.86]	SIGNAL
S	.270 [6.86]	SIGNAL
T	.270 [6.86]	SIGNAL
U	.270 [6.86]	SIGNAL
PA	N/A [N/A]	POWER
HA	N/A [N/A]	HOLD-DOWN
F	.220 [5.59]	SIGNAL
G	.220 [5.59]	SIGNAL

mat'l code				SEE NOTE 2		tolerances unless otherwise specified		CUSTOMER		www.fciconnect.com	
ltr	ecn no.	dr	date	linear	.XX±.01/0.X±0.3		COPY		title 3P + 24S + 3P RIGHT ANGLE SOLDER HEADER		
A	V02906	JWS	12-05-00		.XXX±.005/0.XX±0.13		projection				
B	V20009	JWS	01-10-02	angles	.XXX±.0026/0.XXX±0.053		INCH/MM scale 1:1		product family PwrBlade code 213		
C	DG05-0123	SJ	05/21/05		0°±?		size		sheet 1 of 4		
D	DG05-0560	CS	12/20/05	dr	J. SHAFFER	01-10-02	dwg no		51730-001		
E	DG07-0255	JMG	06/21/07	enrg	M. MOSTOLLER	01-10-02	scale		cage code 22526		
				chr	M. MOSTOLLER	01-10-02					
				appd	M. MOSTOLLER	01-10-02					
sheet index	revision sheet	E	E	E	E	E					
		1	2	3	4						

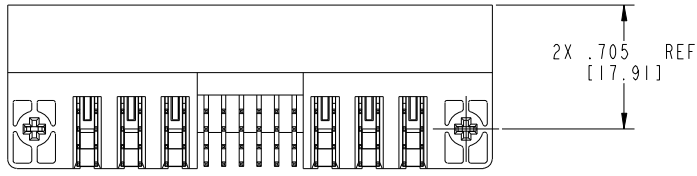
Pro/E

cage code 22526

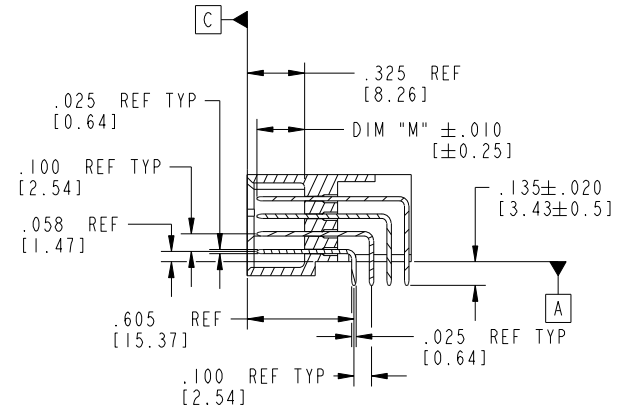
Tous droits strictement réservés. Reproduction ou communication à des tiers interdite sous quelque forme que ce soit sans autorisation écrite du propriétaire. Propriété de c.FCI. Droits de reproduction FCI.

All rights strictly reserved. Reproduction or issue to third parties in any form whatever is not permitted without written authority from the proprietor. Property of FCI. Copyright FCI.

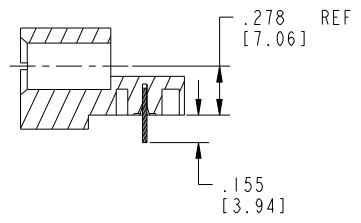
PRODUCT NUMBER
51730-001--
Note: ③



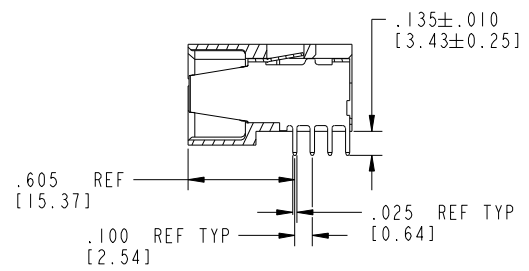
VIEW D-D



SECTION A-A



SECTION C-C



SECTION B-B

mat'l code		SEE NOTE 2		tolerances unless otherwise specified		CUSTOMER		FCI		www.fciconnect.com	
ltr	ecn no.	dr	date	linear	.XX±.01/0.X±0.3	projection	COPY	title			
E					.XXX±.005/0.XX±0.13	1st angle		3P + 24S + 3P			
				angles	.XXX±.0020/0.XXX±0.051	0°±2°		RIGHT ANGLE SOLDER HEADER			
				dr	J. SHAFFER 01-10-02	INCH/MM		product family		PwrBlade	code
				enrg	M. MOSTOLLER 01-10-02	scale		size		dwg no	213
				chr	M. MOSTOLLER 01-10-02	1:1		A		51730-001	sheet
				appd	M. MOSTOLLER 01-10-02						2 of 4
sheet index	revision sheet										

Pro/E

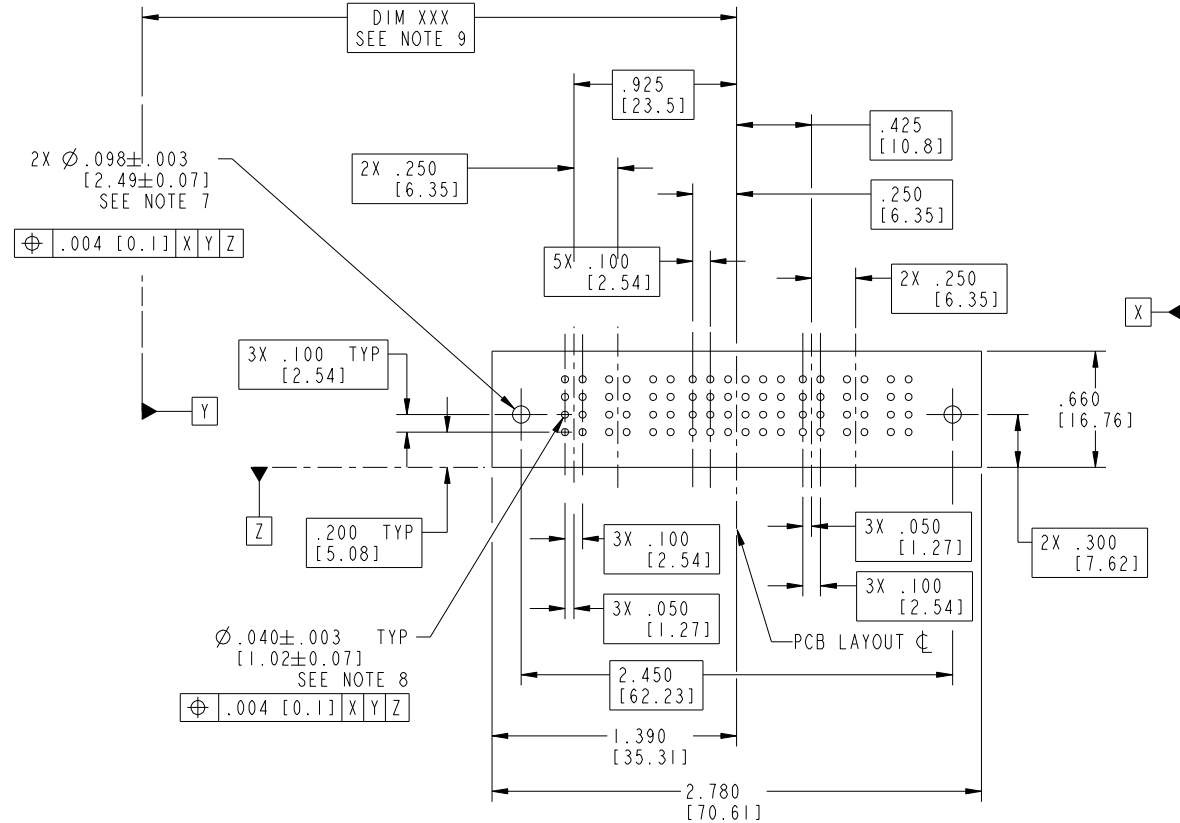
cage code 22526

Tous droits strictement réservés. Reproduction ou communication à des tiers interdite sous quelque forme que ce soit sans autorisation écrite du propriétaire. Propriété de c.FCI. Droits de reproduction FCI.



All rights strictly reserved. Reproduction or issue to third parties in any form whatever is not permitted without written authority from the proprietor. Property of FCI. Copyright FCI.

PRODUCT NUMBER
51730-001__
Note: ③



RECOMMENDED PCB LAYOUT

mat'l code		SEE NOTE 2		tolerances unless otherwise specified		CUSTOMER		www.fciconnect.com	
ltr	ecn no.	dr	date	linear	.XX±.01/0.X±0.3	COPY		title	
E				linear	.XXX±.005/0.XX±0.13	projection		3P + 24S + 3P	
				angles	.XXX±.0020/0.XXX±0.051			RIGHT ANGLE SOLDER HEADER	
				dr	0°±2°	INCH/MM		product family	
				enrg	J. SHAFFER 01-10-02	scale		PwrBlade	
				chr	M. MOSTOLLER 01-10-02	1:1		code	
				appd	M. MOSTOLLER 01-10-02	A		size	
sheet index		revision sheet				51730-001		213	
						3 of 4			

cage code 22526

Tous droits strictement reserves. Reproduction ou communication a des tiers interdite sous quelque forme que ce soit sans autorisation écrite du propriétaire. Propriete de c FCI. Droits de reproduction FCI.



All rights strictly reserved. Reproduction or issue to third parties in any form whatever is not permitted without written authority from the proprietor. Property of FCI. Copyright FCI.

PRODUCT NUMBER
51730-001__
Note: ③

NOTES:

1. DIMENSIONS AND TOLERANCES ARE IN ACCORDANCE WITH ASME Y14.5M, 1994 UNLESS OTHERWISE SPECIFIED.

CONNECTORS NOTES:

2. HOUSING MATERIAL: UL 94 V-0 GLASS FILLED HIGH TEMP THERMO PLASTIC
POWER CONTACT MATERIAL: COPPER ALLOY
SIGNAL PIN MATERIAL: COPPER ALLOY

3. PLATING:

51730-001,51730-001LF,PLATING SPEC SEE PRINT:100064183.

4. "MANUFACTURER" NAME, P/N, AND DATE CODE TO APPEAR ON THIS SURFACE.

5. PRODUCT SPECIFICATION GS-12-149.

PCB - NOTES:

6. ALL HOLE DIAMETERS ARE FINISHED HOLE SIZE.

7. HOLD DOWN THROUGH HOLES ARE UNPLATED.

8. $\varnothing .0453 \pm 0.0010$ [1.151 \pm 0.025] DRILLED HOLES PLATED WITH 0.0003 [0.008] MIN SnPb OVER .001 [0.03] TO .003 [0.08] Cu PLATING TO ACHIEVE $\varnothing .040 \pm .003$ [1.02 \pm .07] HOLE.

9. "DIM XXX" TO BE DETERMINED BY THE CUSTOMER.

mat'l code		SEE NOTE 2		tolerances unless otherwise specified		CUSTOMER		FCI		www.fciconnect.com	
ltr	ecn no.	dr	date	linear	.XX \pm .01/0.X \pm 0.3	COPY		title			
E					.XXX \pm .005/0.XX \pm 0.13	projection		3P + 24S + 3P			
				angles	.XXX \pm .0020/0.XXX \pm 0.051			RIGHT ANGLE SOLDER HEADER			
				dr	0 $^{\circ}$ + 2 $^{\circ}$	INCH/MM		product family		PwrBlade	code
				enrg	J. SHAFFER 01-10-02	scale		size	dwg no	213	
				chr	M. MOSTOLLER 01-10-02	1:1		A		51730-001	
				appd	M. MOSTOLLER 01-10-02					sheet 4 of 4	
sheet index		revision sheet									

1 | 2

3 |

4

1 | 2

Pro/E

3 |

cage code 22526

4