

SPECIFICATIONS

Model No.

BRP1408P-12-CS

Page

1/6

1. ELECTRICAL AND ACOUSTICAL SPECIFICATION

	Item	Unit	Specifications
1-1	Rated Voltage	V	12
1-2	Operating Voltage	V	3-16
1-3	* Rated Current (Max)	mA	7
1-4	* Min Sound Output at 10cm	dB	80
1-5	* Resonant Frequency	Hz	4000±500
1-6	Tone Nature		Single
1-7	Operating Temperature	°C	-40~+85
1-8	Storage Temperature	°C	-40~+85
1-9	Weight	g	1
1-10	Housing Material		Noryl (Black)
1-11	Lead Pin Material		Red Copper (DSn)

* Value Applying at Rated Voltage(DC) (resonant frequency, 1/2 duty, square wave)

		03/31/07	TangYuJing	ShiCong	WangXueWen
Issue No	Description	Date	Issue	Check	Approval

International Components Corporation

SPECIFICATIONS

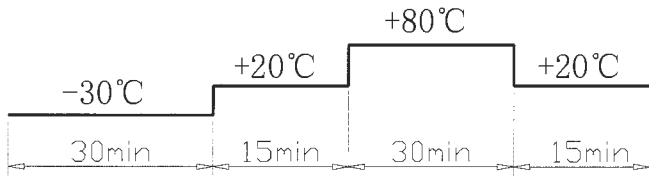
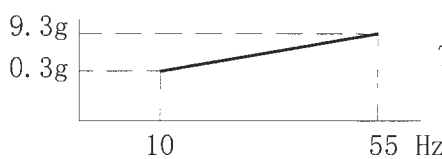
Model No.

BRP1408P-12-CS

Page

2/6

2.ENVIRONMENTAL TEST

	Item	Specifications
2-1	Storage in High temp.	Storage in $+80^{\circ}\text{C} \pm 2^{\circ}\text{C}$ test box for 240 hours, then expose to the room temperature for 2 hours without applying power.
2-2	Storage in Lower temp.	Storage in $-30^{\circ}\text{C} \pm 2^{\circ}\text{C}$ test box for 240 hours, then expose to the room temperature for 2 hours without applying power.
2-3	Storage in Humidity	Storage in $+40^{\circ}\text{C} \pm 2^{\circ}\text{C}$ 90-95%RH test box for 96 hours, then expose to the room temperature for 2 hours without applying power.
2-4	Thermal cycle test.	 <p>Make this test for 5 cycles without applying power, then expose to the room temperature for 2 hours.</p>
2-5	Vibration test	 <p>Amplitude: 1.5mm Time : 1min/axis</p> <p>Make this test for the directions of X, Y, Z for 2 hours each (total 6 hours).</p>
2-6	Drop test	Free drop a unit from the height 100cm to the surface of 10mm thick board, three directions(X,Y,Z).
2-7	Solderability test	Soldering temp.: $260 \pm 5^{\circ}\text{C}$ Heat applying time: $3 \pm 0.5\text{sec}$.

PASS CRITERION :

After these tests, the change of S.P.L shall be within $\pm 5 \text{ dB}$.

		03/31/07	TangYuJing	ShiCong	WangXueWen
Issue No	Description	Date	Issue	Check	Approval

International Components Corporation

SPECIFICATIONS

Model No.

BRP1408P-12-CS

Page

3/6

3.MEASURING METHOD(BUZZER MODE)

3-1 .Test Condition

3-1-1.STANDARD

Temperature : $25 \pm 3^{\circ}\text{C}$

Relative humidity : 60% ~ 70%,

Atmospheric pressure : 860mbar to 1060mbar

3-1-2.JUDGEMENT

Temperature : 15 ~ 35°C

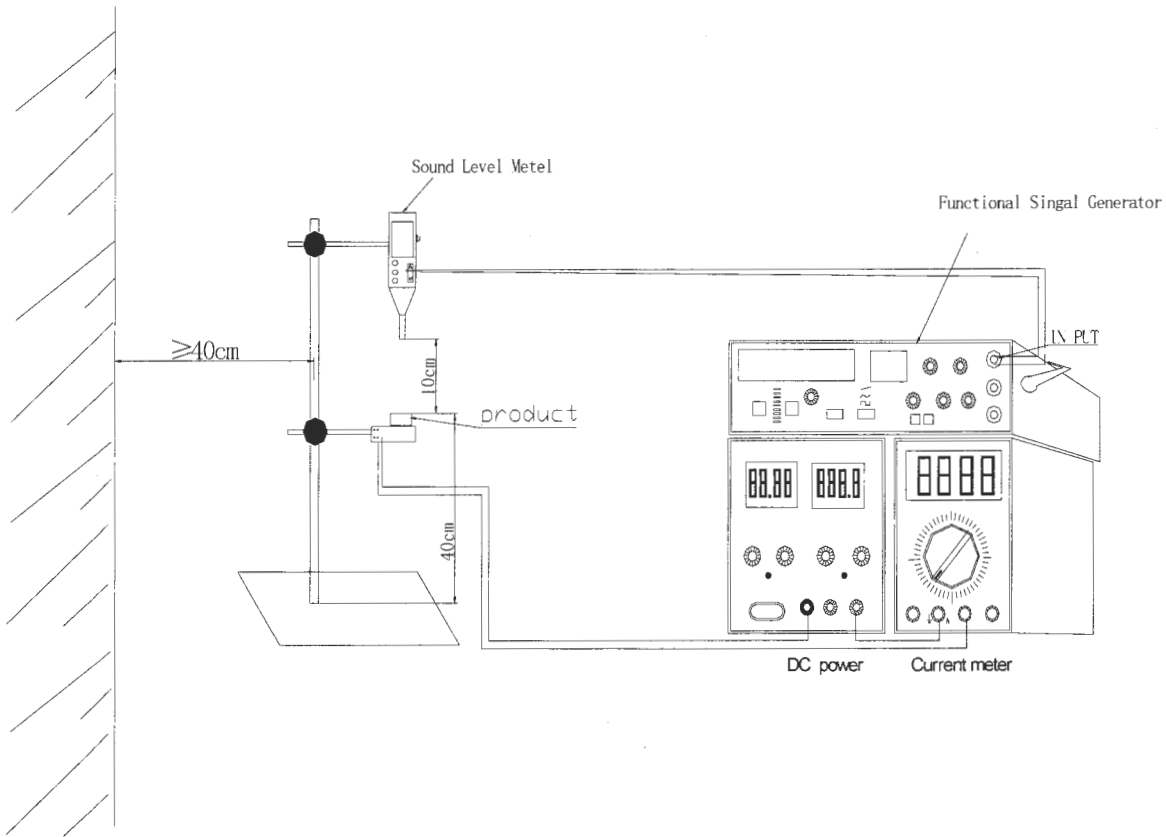
Relative humidity : 45% ~ 85%,

Atmospheric pressure: 860mbar to 1060mbar.

3-2 . Standard Test Fixture

1.rated Voltage(Square wave): 12V

2.Resonant Frequency: $4000\text{Hz} \pm 500$



		03/31'07	TanqYuJinq	ShiCong	WanqXueWen
Issue No	Description	Date	Issue	Check	Approval

International Components Corporation

SPECIFICATIONS

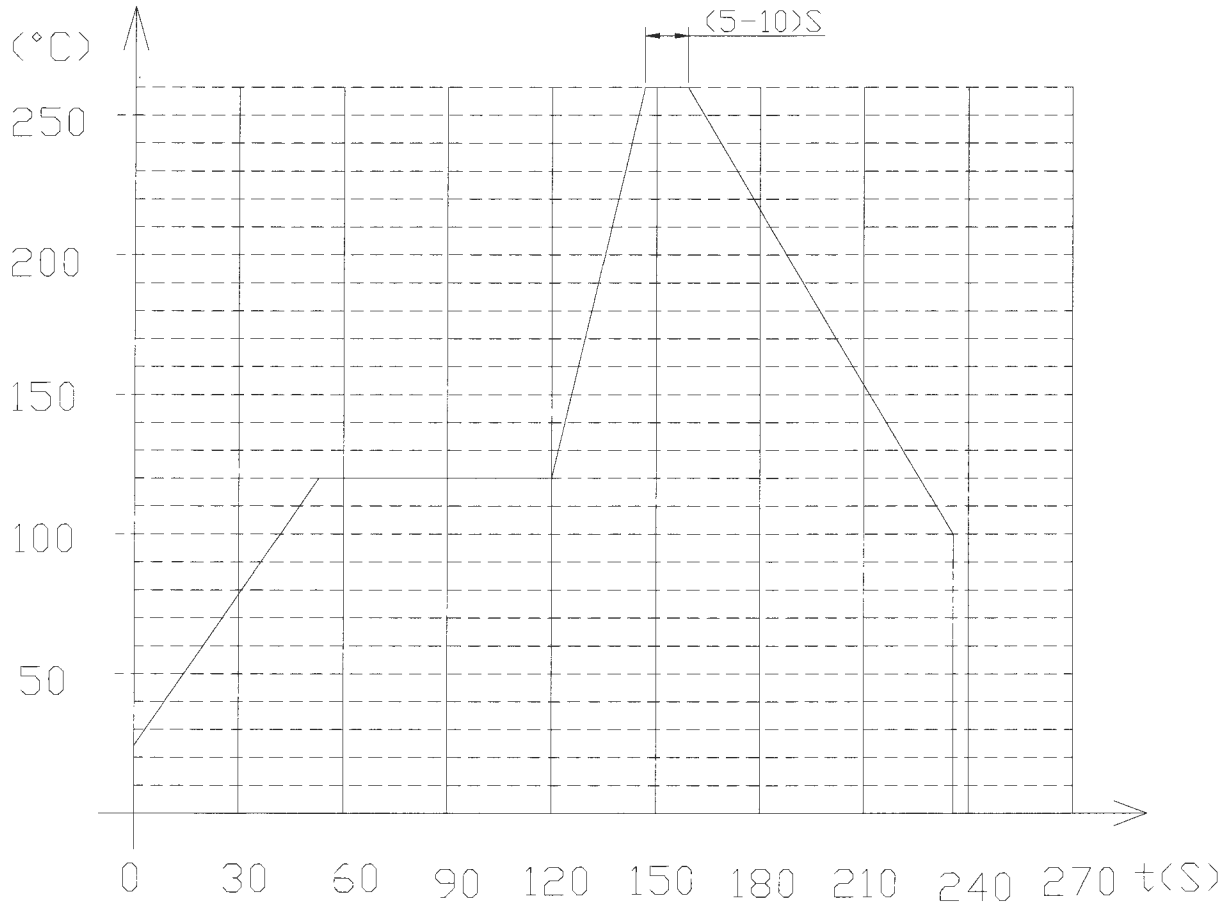
Model No.

BRP1408P-12-CS

Page

4/6

4. WAVE SOLDER CURVE



		03/31/07	TangYuJing	ShiCong	WangXueWen
Issue No	Description	Date	Issue	Check	Approval

International Components Corporation

SPECIFICATIONS

Model No.

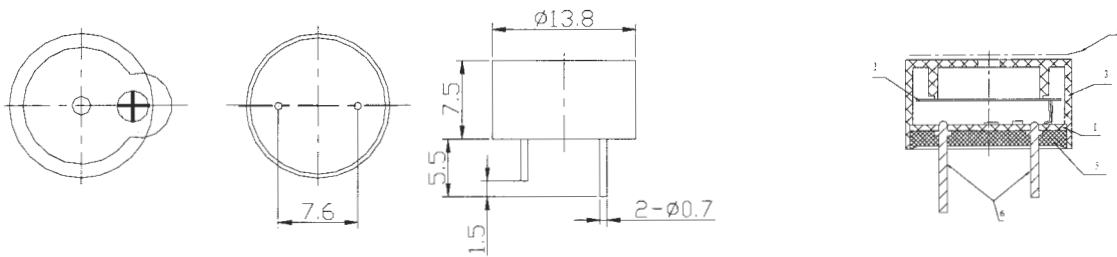
BRP1408P-12-CS

Page

5/6

5.DIMENSIONS

Unless otherwise specified, tolerance: ± 0.5 (unit:mm)



- 1) All parts must be meet to ROHS.
- 2) Wave solder and wash allowed.

7				
6	Lead pin	2	Red Copper (DSn)	
5	Epoxy		Resin	
4	Masking label	1	Paper	
3	Housing	1	Black Noryl	
2	Piezo element	1	Nickel	
1	PCB	1	Epoxy Board	
Part No.	Part Name	Q'TY	Material	Remark

		03/31/07	TangYuJing	ShiCong	WangXueWen
Issue No	Description	Date	Issue	Check	Approval

International Components Corporation

SPECIFICATIONS

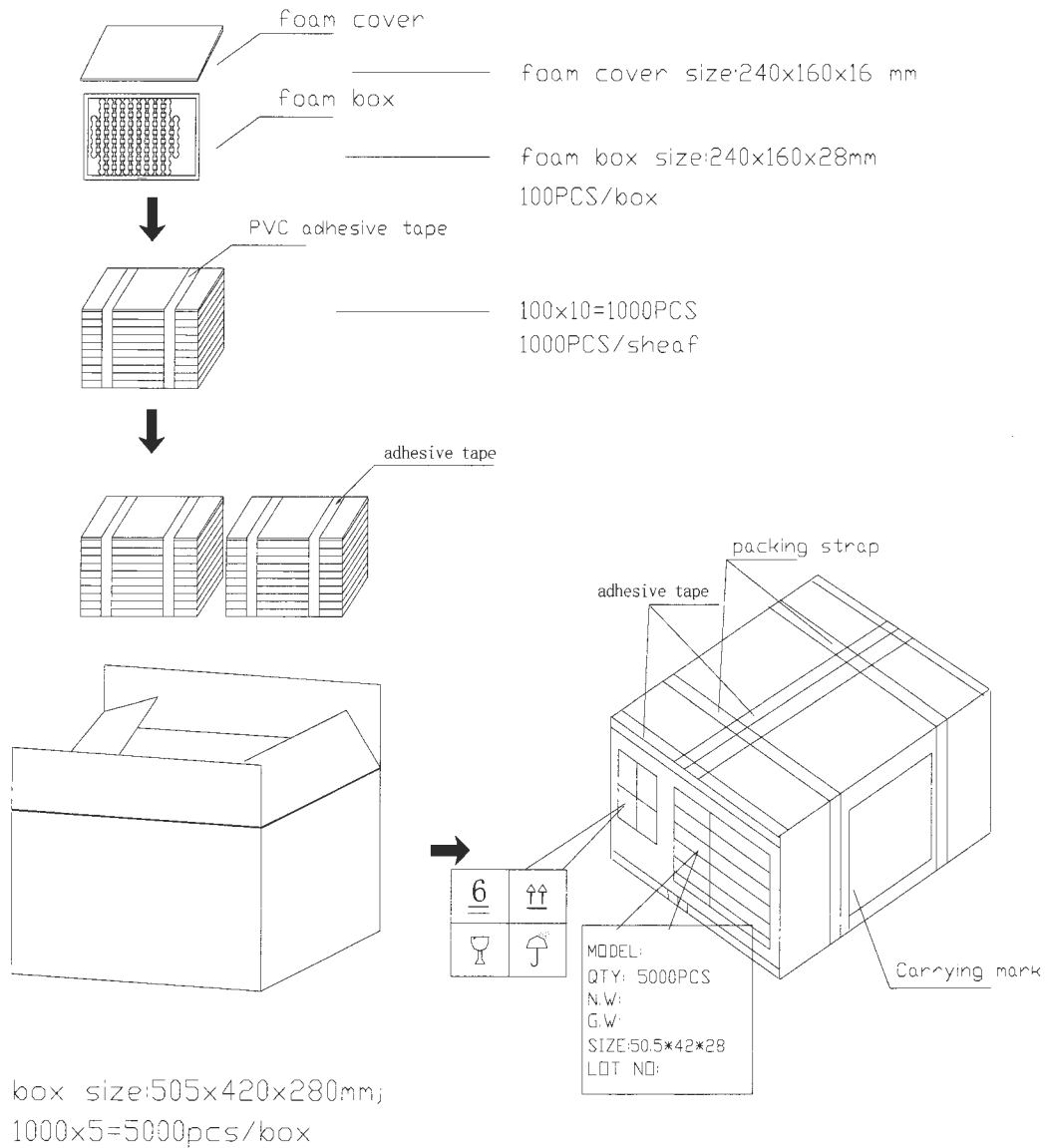
Model No.

BRP1408P-12-CS

Page

6/6

6.PACKING



		03/31/07	TangYuJing	ShiCong	WangXueWen
Issue No	Description	Date	Issue	Check	Approval

International Components Corporation