PART NO. MD * * * *

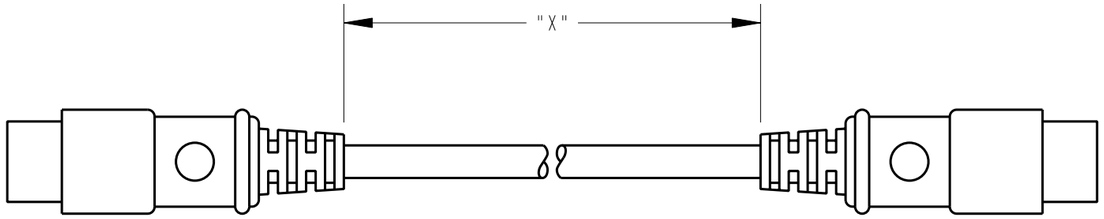

ST-305

24 GAGE FOUR CONDUCTORS BRAID CABLE
POLYETHYLENE INSULATED
WITH PVC OUTER JACKET

ST-305

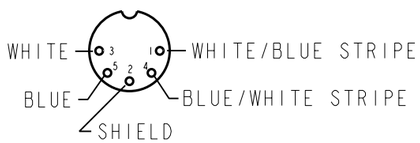

WIRING DIAGRAM
AS VIEWED FROM WIRING SIDE

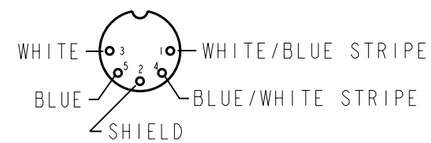

WIRING DIAGRAM
AS VIEWED FROM WIRING SIDE

PART NUMBER	PART REVISION	DIMENSION "X"	COLOR
MD3	A	36"	BLACK
MD302	A	36"	RED
MD304	A	36"	YELLOW
MD305	A	36"	GREEN
MD306	A	36"	BLUE
MD6	A	72"	BLACK
MD602	A	72"	RED
MD604	A	72"	YELLOW
MD605	A	72"	GREEN
MD606	A	72"	BLUE
MD10	A	120"	BLACK
MD1002	A	120"	RED
MD1004	A	120"	YELLOW
MD1005	A	120"	GREEN
MD1006	A	120"	BLUE
MD15	A	180"	BLACK
MD1502	A	180"	RED
MD1504	A	180"	YELLOW
MD1505	A	180"	GREEN
MD1506	A	180"	BLUE

MATERIALS:

PINS - BRASS, NICKEL PLATED

SLEEVE - STEEL, NICKEL PLATED

INSULATOR - ACETAL RESIN

OVERMOLDING - PVC

CUSTOMER DRAWING

CAD/CAM DWG. NO.
MD_____CD

SHEET 1 OF 1

ISSUE	CHANGE NO.	DATE	BY	APP'D
A	FIRST DRAWN ECO #21476	11-8-96	RC	IAC

REVISIONS

☆ STAR SYMBOL DENOTES CRITICAL DIMENSION, SEE S/C ENGINEERING STANDARD ES-0001

UNLESS OTHERWISE SPECIFIED

1. ALL DIMENSIONS IN INCHES
   TWO PLACE DECIMAL ±.01
   THREE PLACE DECIMAL ±.005
   FRACTIONAL DIMENSIONS ±1/64
   ANGLES ±1/2°
   ALL DIA'S CONCENTRIC WITHIN .005 T.I.R.
2. REMOVE ALL BURRS
3. MAKE NO DIMENSIONAL ALLOWANCES FOR APPLIED FINISHES, I.E., PLATING, PAINTING, ETC.
4. HOLES ON THE SAME CENTERLINE MUST BE ALIGNED WITHIN ±.002

DO NOT SCALE DRAWING

THIS DRAWING DESCRIBES A DESIGN CONSIDERED PROPRIETARY IN NATURE, DEVELOPED AND MANUFACTURED BY SWITCHCRAFT INC. AND IS RELEASED ON A CONFIDENTIAL BASIS FOR IDENTIFICATION PURPOSE ONLY.

SIZE	WIDTH	MULT	LBS./M	TEMPER
.	.	.	.	.

FINISH .
SPEC. NO. .

MATERIAL .
SPEC. NO. .

FIRST USED ON .

SCALE 1 = 1

DATE DRAWN	BY	CHK'D	APP'D
11-8-96	RC	IAC 11-8-96	KS 11-8-96

Switchcraft®

NAME MIDI CABLE ASSEMBLY ST-305 TO ST-305

PART NO. MD * * * *

ISSUE A

Pro/Engineer CAD File

B

ROUTING