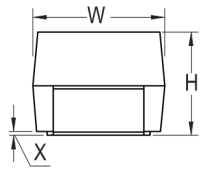
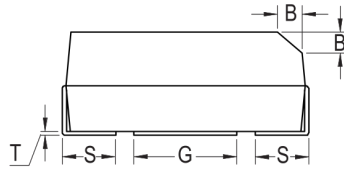


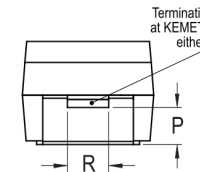
CATHODE (-) END VIEW



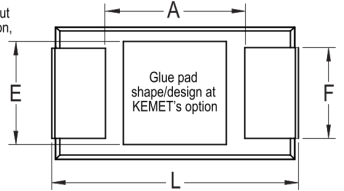
SIDE VIEW



ANODE (+) END VIEW



BOTTOM VIEW



Click [here](#) for the 3D model.

Dimensions

| | |
|-----------|-----------------|
| Footprint | 7343 |
| L | 7.3mm +/-0.3mm |
| W | 4.3mm +/-0.3mm |
| H | 4mm +/-0.3mm |
| T | 0.13mm REF |
| S | 1.3mm +/-0.3mm |
| F | 2.4mm +/-0.1mm |
| A | 3.8mm MIN |
| B | 0.5mm +/-0.15mm |
| E | 3.5mm REF |
| G | 3.5mm REF |
| P | 1.7mm REF |
| R | 1mm REF |
| X | 0.1mm +/-0.1mm |

Packaging Specifications

| | |
|--------------------|------------|
| Packaging | T&R, 178mm |
| Packaging Quantity | 500 |

General Information

| | |
|------------------|-------------------------------------|
| Series | T493 HRA |
| Dielectric | MnO2 Tantalum |
| Style | SMD Chip |
| Description | SMD, MnO2, Molded, High Reliability |
| Features | High Reliability |
| RoHS | Yes |
| Termination | Tin |
| AEC-Q200 | No |
| Component Weight | 654.04 mg |

Specifications

| | |
|-------------------------|--------------------------------|
| Capacitance | 220 uF |
| Capacitance Tolerance | 10% |
| Voltage DC | 16 VDC (85C), 10.72 VDC (125C) |
| Temperature Range | -55/+125°C |
| Rated Temperature | 85°C |
| Dissipation Factor | 12% 120Hz 25C |
| Failure Rate | N/A |
| Resistance | 0.5 Ohms (100kHz 25C) |
| Ripple Current | 574 mA (rms, 100kHz 25C) |
| Leakage Current | 35.2 uA (5min 25°C) |
| Testing and Reliability | Standard Testing Only |