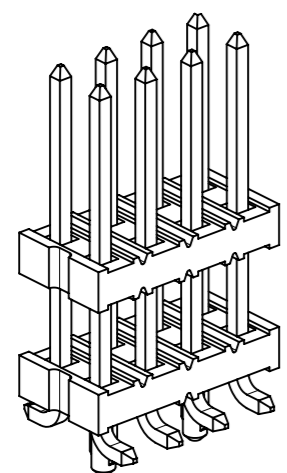
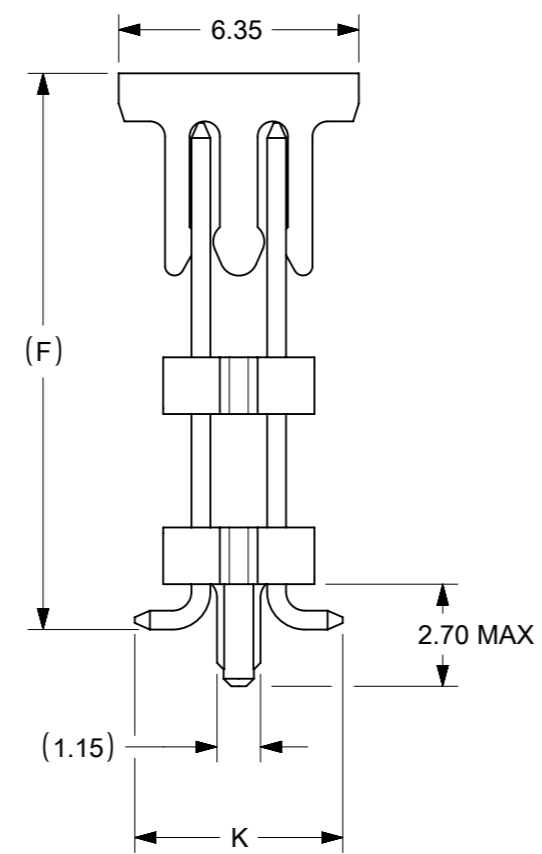
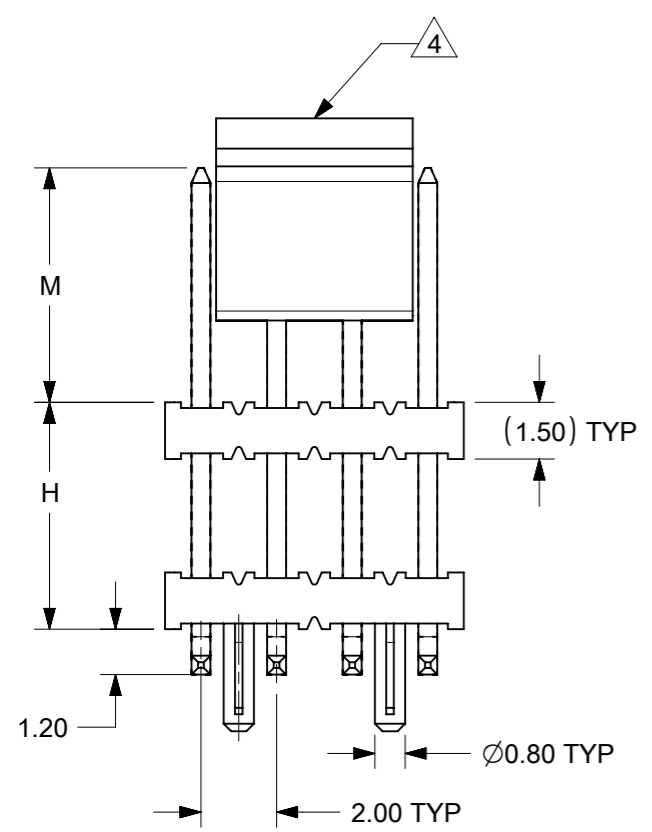


| PART NUMBERS | CKT SIZE | VOID POSITION | DIMENSION |       |      |       |       |            | PLATING OPTION | PACKAGING TYPE      |
|--------------|----------|---------------|-----------|-------|------|-------|-------|------------|----------------|---------------------|
|              |          |               | A         | B     | M    | H     | F     | K          |                |                     |
| 87762-0873   | 8        | ----          | 7.90      | 6.00  | 7.62 | 8.45  | --    | 5.50 ±0.15 | 3              | WITHOUT CAP IN TUBE |
| 87762-0874   | 8        | ----          | 7.90      | 6.00  | 7.62 | 8.45  | 18.58 | 5.50 ±0.15 | 3              | WITH CAP IN TUBE    |
| 87762-0029   | 10       | ----          | 9.90      | 8.00  | 4.50 | 17.80 | --    | (5.50)     | 2              | WITHOUT CAP IN TUBE |
| 87762-0030   | 10       | ----          | 9.90      | 8.00  | 4.50 | 17.80 | --    | (5.50)     | 2              | WITHOUT CAP IN TUBE |
| 87762-1000   | 10       | ----          | 9.90      | 8.00  | 4.50 | 17.80 | 24.81 | (5.50)     | 2              | WITH CAP IN TUBE    |
| 87762-1001   | 10       | ----          | 9.90      | 8.00  | 4.50 | 17.80 | 24.81 | (5.50)     | 2              | WITH CAP IN TUBE    |
| 87762-2600   | 26       | ----          | 25.90     | 24.00 | 7.90 | 11.50 | --    | (5.50)     | 1              | WITHOUT CAP IN TUBE |
| 87762-2601   | 26       | ----          | 25.90     | 24.00 | 7.90 | 11.50 | 21.91 | (5.50)     | 1              | WITH CAP IN TUBE    |

RECOMMENDED P.C.B LAYOUT



- NOTES:
- MATERIAL: HOUSING: NYLON (4/6), UL94V-0, COLOR: BLACK  
PIN: COPPER ALLOY, SQ, 0.50mm
  - PLATING FINISH:
    - 15-25µ inches MIN GOLD PLATE IN SELECTED AREA AND 120-200µ inches MIN TIN ON SOLDER TAIL OVER 50-70µ inches MIN NICKEL UNDERPLATE OVERALL.
    - 120µ inches MIN TIN OVERALL 50µ inches MIN NICKEL UNDERPLATE OVERALL.
    - 15µ inches MIN GOLD PLATE IN SELECTED AREA AND 75µ inches MIN TIN ON SOLDER TAIL OVER 50µ inches MIN NICKEL UNDERPLATE OVERALL.
  - PIN PUSHOUT FORCE: 1kg MIN IN EITHER DIRECTION.
  - CAP TO BE LOCATED AS CENTRAL OF PART AS POSSIBLE
  - THE ABOVE 8CKTS SHOWN IS FOR ILLUSTRATION ONLY.
  - FOR PACKING OPTION PLEASE REFER TO THE TABLE.
  - HEADER MAY BE BROKEN TO DESIRE CKT SIZE, SLIGHTLY FLASHES SHOULD BE ACCEPTED.
  - PACKAGING SPECIFICATION: PK-89990-474

|   |  |   |  |   |  |
|---|--|---|--|---|--|
| THIS DRAWING CONTAINS INFORMATION THAT IS PROPRIETARY TO MOLEX ELECTRONIC TECHNOLOGIES, LLC AND SHOULD NOT BE USED WITHOUT WRITTEN PERMISSION   |  | CURRENT REV DESC: BRIGHT TIN PHASE OUT  |  |   |  |
| DIMENSION UNITS: MM NTS<br>SCALE: NTS<br>GENERAL TOLERANCES (UNLESS SPECIFIED):<br>MM INCH<br>4 PLACES ± ±<br>3 PLACES ± ±<br>2 PLACES ± 0.2 ±<br>1 PLACE ± ±<br>0 PLACES ± ±<br>ANGULAR TOL ± 3.0° |  | EC NO: 679909<br>DRWN: AKUMAR19 2021/07/27<br>CHK'D: MRAMAKRISHNA 2021/10/11<br>APPR: MRAMAKRISHNA 2021/10/11 |  |   |  |
| DRAFT WHERE APPLICABLE MUST REMAIN WITHIN DIMENSIONS<br>THIRD ANGLE PROJECTION<br>DRAWING: A3-SIZE<br>SERIES: 87762   |  |   |  | PRODUCT CUSTOMER DRAWING<br>DOCUMENT NUMBER: SD-87762-135<br>DOC TYPE: PSD<br>DOC PART: 001<br>REVISION: B2 |  |
| DOCUMENT STATUS: P1   |  | RELEASE DATE: 2021/10/11 11:53:21   |  | SHEET NUMBER: 1 OF 1  |  |